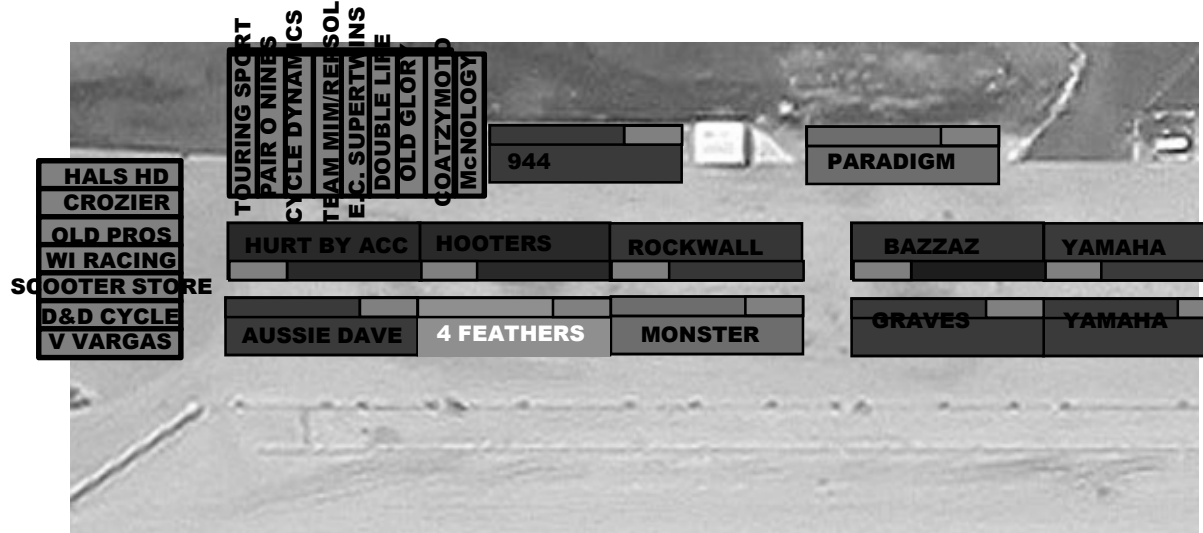


"ON DECK" WAITING AREA

4	10
3	9
2	8
1	7
	6
	5

30 x 40 20 x 60

BAZZAZ	YAMAHA	ARAI	CORONA	APRILIA	NAT. GUARD	GEICO BUELL	FOREMOST	PARTS UNLTD
GRAVES	YAMAHA	SHOEI	ERION	M4 SUZUKI	JORDAN	GEICO BUELL	YOSHIMURA	YOSHIMURA

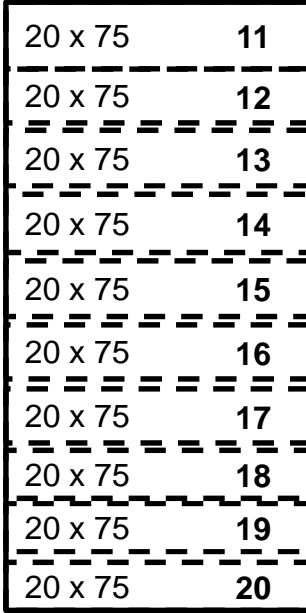
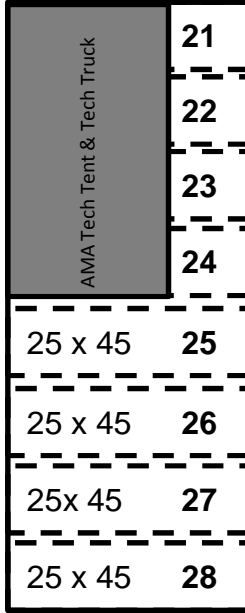
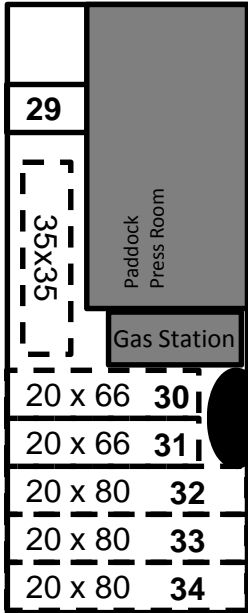


← **SOUTH END OF MAIN PADDOCK**

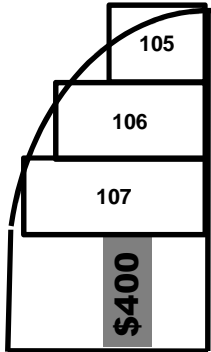
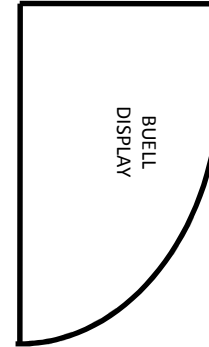
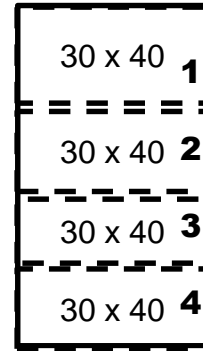
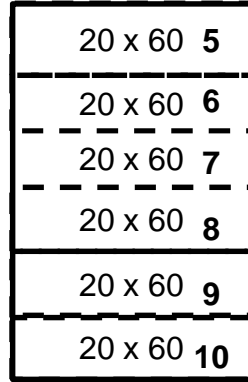
PARKING CONTACT:
 801-633-8085
 xxlracer@gmail.com

AMA Road America Paddock - Race Transporter Parking

Each parking spot has an assigned number listed in this diagram



- Park in the order of arrival.
 - Take the first available spot your team can fit in properly.
 - Maximize available parking spaces. Limit your teams footprint to match the outlined pit areas.
 - A team may be directed by an AMA official to combine 2 smaller parking areas together in order to accommodate the team's needed footprint.



Each Spot set at 25 x 24

96	87
97	88
98	89
99	90
100	91
101	92
102	93
103	94
104	95

Each Spot set at 25 x 25

78	69
79	70
80	71
81	72
82	73
83	74
84	75
85	76
86	77

Each Spot set at 35 x 32

63	57
64	58
65	59
66	60
67	61
68	62

Each Spot set at 35 x 25

51	45
52	46
53	47
54	48
55	49
56	50

Each Spot set at 35 x 35

40	35
41	36
42	37
43	38
44	39

Parking Contact:
 801-633-8085 or
 xxlracer@gmail.c