

AMA Pro National Guard American SuperBike

INDIVIDUAL TIMES - AMERICAN SUPERBIKE PRACTICE 1

2 Eric Pinson
 BMW S1000RR

LAP	SEG 1	SEG 2	SEG 3	SEG 4	SEG 5	SPEED	LAPTIME
1	2:00.771	31.142	44.397	26.610	18.623	-	-
2	39.901	29.559	43.028	25.146	18.260	161.22	2:35.894
3	5:04.330	4:53.007	5:06.003	4:49.091	4:42.695	159.68	6:57.508
4	39.275	28.200	40.935	24.304	17.752	160.74	2:30.466
5	38.751	27.041	40.696	24.256	18.067	162.79	2:28.810
6	38.782	27.100	40.707	24.411	18.545	161.03	2:29.544
7	4:12.567	4:00.603	4:14.236	3:56.945	3:49.702	160.30	6:02.762
8	38.723	26.817	40.607	24.177	17.756	161.22	2:28.079
9	38.707	26.735	40.324	24.036	17.793	161.50	2:27.595
10	38.389	26.728	40.198	23.851	17.829	162.73	2:26.995
11	38.835	26.534	40.421	24.321	17.895	160.96	2:28.006
12	38.716	26.948	40.455	24.338	17.842	-	2:28.299
AVG	38.898	27.680	41.177	24.545	18.036	161.22	2:29.299
IDEAL	38.389	26.534	40.198	23.851	17.752	162.79	2:26.723

3 Jake Holden
 Suzuki GSX-R1000

LAP	SEG 1	SEG 2	SEG 3	SEG 4	SEG 5	SPEED	LAPTIME
1	2:05.249	32.480	46.464	27.495	18.810	-	-
2	19:15.857	19:00.011	19:11.080	18:51.032	18:42.478	165.66	21:05.099
3	37.415	26.259	39.353	23.132	16.979	167.94	2:23.137
4	10:03.553	9:52.581	9:52.084	9:34.316	9:27.192	168.45	11:50.056
AVG	37.415	26.259	42.908	25.313	17.895	167.35	2:23.137
IDEAL	37.415	26.259	39.353	23.132	16.979	168.45	2:23.137

4 Josh Hayes
 Yamaha YZF-R1

LAP	SEG 1	SEG 2	SEG 3	SEG 4	SEG 5	SPEED	LAPTIME
1	1:54.716	30.572	41.631	24.755	17.758	-	-
2	37.389	27.018	38.471	23.152	17.051	163.77	2:23.081
3	36.555	25.846	37.721	22.444	16.750	167.87	2:19.316
4	35.791	25.631	37.397	22.473	16.627	168.87	2:17.917
5	35.621	25.327	37.349	22.254	16.555	170.06	2:17.146
6	35.701	24.838	37.062	22.032	16.659	171.45	2:16.291
7	35.574	24.985	37.030	21.951	16.600	170.70	2:16.139
8	8:22.719	8:13.394	8:26.757	8:10.887	8:04.736	170.49	10:06.963
9	36.204	25.250	37.918	22.123	16.957	170.06	2:18.452
10	35.842	24.744	37.061	21.886	16.561	169.50	2:16.094
11	35.806	24.380	36.845	21.624	16.555	170.35	2:15.209
12	37.249	24.339	37.201	21.828	16.375	169.89	2:16.991
13	7:43.339	7:32.384	7:51.259	7:37.660	7:32.827	-	9:35.365
14	35.433	24.412	36.458	21.505	16.361	168.28	2:14.170
15	35.259	25.359	36.608	21.506	16.547	-	2:15.278
AVG	36.035	25.177	37.596	22.272	16.723	169.27	2:17.174
IDEAL	35.259	24.339	36.458	21.505	16.361	171.45	2:13.923

7 Shane Narbonne
 Suzuki GSX-R1000

LAP	SEG 1	SEG 2	SEG 3	SEG 4	SEG 5	SPEED	LAPTIME
1	2:01.919	31.170	45.771	26.434	18.545	-	-
2	5:02.075	4:50.984	5:03.647	4:44.002	4:36.217	157.55	6:56.497
3	38.606	27.134	41.043	23.536	17.236	162.11	2:27.555
4	37.247	26.532	40.367	23.479	17.432	164.82	2:25.057

P - lap ended in the pits  - lap ended on a red flag

Average laptime is the average of laptimes within 120% of the rider's fastest lap in this session

AMA Pro National Guard American SuperBike

INDIVIDUAL TIMES - AMERICAN SUPERBIKE PRACTICE 1

7 Shane Narbonne
 Suzuki GSX-R1000

LAP	SEG 1	SEG 2	SEG 3	SEG 4	SEG 5	SPEED	LAPTIME
5	37.359	26.602	40.430	23.616	17.282	164.92	2:25.289
6	7:25.995	7:15.451	7:28.522	7:10.523	7:03.711	164.03	9:14.655
7	37.171	26.034	39.727	22.960	17.259	164.72	2:23.151
8	37.308	25.882	39.063	22.692	17.094	165.69	2:22.038
9	7:00.702	6:50.755	7:04.995	6:49.190	6:43.523	165.59	8:48.169
10	37.056	25.573	38.997	22.768	16.836	164.26	2:21.231
11	37.285	26.632	39.609	22.949	17.035	167.45	2:23.510
12	37.701	25.439	38.875	22.611	17.115	166.06	2:21.740
13	36.603	25.282	38.766	22.695	17.027	166.13	2:20.372
AVG	37.212	25.921	39.352	22.899	17.093	165.43	2:22.476
IDEAL	36.603	25.282	38.766	22.611	16.836	167.45	2:20.097

9 Eric Haugo
 Suzuki GSX-R1000

LAP	SEG 1	SEG 2	SEG 3	SEG 4	SEG 5	SPEED	LAPTIME
1	2:03.192	31.258	46.911	26.460	18.563	-	-
2	41.219	28.978	43.199	25.512	18.422	159.99	2:37.329
3	40.362	28.203	42.826	25.320	18.296	162.27	2:35.007
4	40.133	27.621	42.787	25.123	18.295	164.13	2:33.958
5	39.997	27.614	42.342	24.941	18.230	161.41	2:33.123
6	9:02.095	8:51.129	9:05.939	8:48.683	8:41.756	159.71	10:55.205
7	39.205	27.200	41.937	24.759	17.716	163.08	2:30.818
8	39.221	27.177	40.833	24.099	17.808	-	2:29.138
9	38.694	26.952	41.150	24.185	17.857	164.76	2:28.839
10	38.503	27.286	40.598	24.008	17.666	165.93	2:28.059
11	38.988	26.429	40.627	23.887	17.606	165.02	2:27.537
12	38.713	26.893	40.883	23.963	17.500	165.12	2:27.951
13	38.222	26.827	40.499	24.039	17.570	-	2:27.157
AVG	39.387	27.703	42.049	24.691	17.961	163.14	2:30.811
IDEAL	38.222	26.429	40.499	23.887	17.500	165.93	2:26.537

12 Trent Gibson
 Suzuki GSX-R1000

LAP	SEG 1	SEG 2	SEG 3	SEG 4	SEG 5	SPEED	LAPTIME
1	2:16.477	35.682	51.444	29.232	20.120	-	-
2	45.606	32.543	48.736	27.401	19.322	161.35	2:53.610
3	44.084	30.633	45.996	27.141	18.976	160.11	2:46.830
4	42.028	29.607	43.832	25.784	18.578	163.93	2:39.829
5	41.798	29.390	44.743	26.538	18.943	164.59	2:41.413
6	41.388	29.201	43.423	25.258	18.338	161.38	2:37.608
7	40.927	28.542	42.948	24.696	18.040	163.24	2:35.152
8	40.347	28.241	42.725	25.014	18.010	165.26	2:34.337
9	40.377	28.021	42.305	24.308	18.053	163.93	2:33.064
10	40.397	28.094	41.833	24.301	17.781	162.31	2:32.406
11	39.676	27.648	41.966	24.145	17.872	162.85	2:31.307
12	5:18.359	5:06.761	5:20.821	5:02.693	4:55.723	-	7:09.624
13	39.408	27.170	41.119	23.563	17.468	164.96	2:28.728
14	38.948	26.760	41.401	23.690	17.552	165.49	2:28.351
15	38.895	26.928	40.875	23.659	17.403	163.83	2:27.760
16	38.937	26.804	41.060	23.511	17.503	-	2:27.815
AVG	40.915	28.234	43.069	24.929	18.264	163.33	2:35.586
IDEAL	38.895	26.760	40.875	23.511	17.403	165.49	2:27.445

P - lap ended in the pits  - lap ended on a red flag

Average laptime is the average of laptimes within 120% of the rider's fastest lap in this session

AMA Pro National Guard American SuperBike

INDIVIDUAL TIMES - AMERICAN SUPERBIKE PRACTICE 1

18 Chris Ulrich
 Suzuki GSX-R1000


LAP	SEG 1	SEG 2	SEG 3	SEG 4	SEG 5	SPEED	LAPTIME
1	2:06.136	32.935	45.854	28.451	18.896	-	-
2	39.526	29.583	41.687	25.681	17.807	166.09	2:34.284
3	38.246	27.807	40.536	24.584	17.530	167.11	2:28.703
4	10:52.185	10:41.841	10:55.195	10:39.055	10:29.109	166.81	12:41.248
5	37.136	26.400	39.759	23.324	17.141	167.08	2:23.759
6	37.598	26.367	39.038	23.171	17.042	170.63	2:23.216
7	36.715	25.659	38.627	22.748	16.979	168.11	2:20.727
8	36.788	25.724	38.420	22.874	16.939	169.01	2:20.745
9	36.596	25.549	38.534	22.954	16.924	167.49	2:20.556
10	8:36.860	8:25.284	8:36.365	8:16.059	8:08.576	168.59	10:21.616
11	36.455	25.618	38.317	22.627	16.718	167.87	2:19.734
12	36.287	25.334	38.348	22.521	17.009	170.53	2:19.499
13	36.081	25.150	38.122	22.421	16.759	-	2:18.532
AVG	37.143	26.319	39.139	23.290	17.249	168.12	2:22.976
IDEAL	36.081	25.150	38.122	22.421	16.718	170.63	2:18.491

22 Tommy Hayden
 Suzuki GSX-R1000

LAP	SEG 1	SEG 2	SEG 3	SEG 4	SEG 5	SPEED	LAPTIME
1	1:58.135	30.847	43.159	26.241	17.887	-	-
2	38.642	28.419	41.802	25.852	17.515	170.03	2:32.231
3	37.977	28.821	41.922	25.374	17.176	170.24	2:31.270
4	37.237	27.873	40.219	24.350	17.328	170.70	2:27.007
5	36.873	27.590	39.640	24.002	17.150	170.03	2:25.255
6	36.671	26.755	39.457	23.927	17.024	171.85	2:23.835
7	36.394	26.447	38.886	23.487	17.098	172.87	2:22.312
8	40.966	26.734	39.349	23.051	16.801	171.74	2:26.902
9	36.392	26.075	38.640	23.034	16.971	173.01	2:21.111
10	36.132	25.683	38.253	22.558	16.608	171.96	2:19.233
11	8:20.495	8:09.390	8:22.380	8:04.219	7:56.522	174.27	10:07.887
12	36.815	26.095	38.669	22.503	16.848	-	2:20.930
13	36.201	25.412	38.010	22.355	16.875	170.95	2:18.854
14	36.002	25.200	37.903	22.404	16.661	171.85	2:18.171
15	5:15.130	5:03.271	5:15.513	4:57.694	4:49.937	172.98	6:58.861
16	35.724	25.489	37.710	22.401	16.573	-	2:17.896
AVG	37.079	26.661	39.544	23.681	17.037	171.73	2:23.462
IDEAL	35.724	25.200	37.710	22.355	16.573	174.27	2:17.562

23 Brett McCormick
 Suzuki GSX-R1000

LAP	SEG 1	SEG 2	SEG 3	SEG 4	SEG 5	SPEED	LAPTIME
1	2:18.042	35.197	51.760	31.618	19.467	-	-
2	42.790	32.312	46.039	27.715	18.837	163.77	2:47.693
3	40.663	30.052	41.981	25.708	17.639	161.98	2:36.043
4	5:15.533	5:05.131	5:17.365	4:59.945	4:51.280	165.16	7:07.317
5	37.904	26.893	41.088	24.769	17.271	165.39	2:27.925
6	37.627	26.514	40.151	24.005	17.685	166.77	2:25.983
7	37.227	26.086	39.941	23.509	17.357	164.03	2:24.120
8	37.022	26.655	39.705	23.448	17.214	166.70	2:24.044
9	37.214	26.224	39.043	23.219	17.136	167.97	2:22.836
10	37.166	29.661	40.043	24.457	17.280	166.94	2:28.606
11	37.159	25.762	40.078	23.474	17.134	166.09	2:23.605
12	6:43.594	6:32.617	6:46.257	6:29.468	6:23.117	166.40	8:30.232

P - lap ended in the pits  - lap ended on a red flag Average laptime is the average of laptimes within 120% of the rider's fastest lap in this session

INDIVIDUAL TIMES - AMERICAN SUPERBIKE PRACTICE 1

23 Brett McCormick
 Suzuki GSX-R1000

LAP	SEG 1	SEG 2	SEG 3	SEG 4	SEG 5	SPEED	LAPTIME
13	36.321	25.473	38.789	23.033	16.977	168.63	2:20.592
14	36.490	25.479	39.112	22.964	17.031	168.73	2:21.075
15	36.435	25.560	38.783	22.760	17.060	170.81	2:20.597
16	36.305	25.451	38.672	22.958	16.910	-	2:20.296
AVG	36.388	25.491	38.839	22.928	16.995	169.39	2:20.640
IDEAL	36.305	25.451	38.672	22.760	16.910	170.81	2:20.098

44 Taylor Knapp
 Suzuki GSX-R1000


LAP	SEG 1	SEG 2	SEG 3	SEG 4	SEG 5	SPEED	LAPTIME
1	2:06.731	33.930	48.053	27.971	18.776	-	-
2	5:06.269	4:54.306	5:06.820	4:48.070	4:39.988	163.02	6:59.711
3	38.584	27.876	41.128	24.501	17.625	161.06	2:29.715
4	38.463	27.202	40.607	23.916	17.501	165.93	2:27.689
5	37.694	26.601	39.950	23.532	17.311	164.99	2:25.088
6	38.561	27.752	39.825	23.620	17.323	166.53	2:27.082
7	37.546	26.064	39.787	23.492	17.407	-	2:24.296
8	8:48.312	8:37.964	8:52.247	8:35.675	8:29.328	164.59	10:36.368
9	37.331	25.985	39.245	23.751	17.206	-	2:23.519
AVG	38.030	26.913	40.090	24.398	17.593	164.35	2:26.231
IDEAL	37.331	25.985	39.245	23.492	17.206	166.53	2:23.259

48 Chris Clark
 Yamaha YZF-R1

LAP	SEG 1	SEG 2	SEG 3	SEG 4	SEG 5	SPEED	LAPTIME
1	2:06.606	33.248	47.108	27.750	18.501	-	-
2	41.032	30.618	45.893	27.876	18.820	164.72	2:44.240
3	40.584	29.913	44.802	26.194	18.414	163.02	2:39.907
4	39.674	28.752	43.996	26.065	18.141	164.19	2:36.627
5	38.650	28.230	42.367	25.384	17.997	165.86	2:32.628
6	38.148	27.373	41.637	24.910	17.899	165.16	2:29.968
7	38.533	28.375	46.227	24.928	17.627	165.89	2:35.689
8	37.547	27.409	41.171	24.251	17.624	166.06	2:28.001
9	37.644	27.096	41.009	23.629	17.223	167.21	2:26.601
10	37.437	26.977	40.691	23.746	17.583	169.12	2:26.433
11	8:49.867	8:39.323	8:50.169	8:33.569	8:26.979	166.13	10:40.349
12	38.030	26.852	40.606	23.570	17.428	166.43	2:26.486
13	4:39.243	4:29.052	4:42.317	4:15.169	4:05.903	167.80	6:28.805
AVG	38.728	28.159	43.228	25.300	17.932	165.97	2:32.658
IDEAL	37.437	26.852	40.606	23.570	17.223	169.12	2:25.687

54 Jake Zemke
 Suzuki GSX-R1000

LAP	SEG 1	SEG 2	SEG 3	SEG 4	SEG 5	SPEED	LAPTIME
1	1:58.130	30.911	42.613	27.293	17.313	-	-
2	36.815	26.444	39.443	23.705	16.827	172.32	2:23.235
3	36.174	26.505	39.714	23.163	16.798	171.60	2:22.354
4	11:31.774	11:22.593	11:36.593	11:20.401	11:14.381	170.28	13:17.404
5	35.934	25.322	38.240	22.269	16.413	172.07	2:18.177
6	35.374	25.192	37.921	22.502	16.418	173.34	2:17.408
7	35.305	25.171	37.720	21.991	16.231	173.64	2:16.418
8	35.617	24.726	37.420	21.752	16.273	174.79	2:15.787
9	35.150	24.534	37.424	21.800	16.329	173.49	2:15.238

P - lap ended in the pits  - lap ended on a red flag Average laptime is the average of laptimes within 120% of the rider's fastest lap in this session

AMA Pro National Guard American SuperBike

INDIVIDUAL TIMES - AMERICAN SUPERBIKE PRACTICE 1

54 Jake Zemke
Suzuki GSX-R1000

LAP	SEG 1	SEG 2	SEG 3	SEG 4	SEG 5	SPEED	LAPTIME
10	35.212	24.393	37.547	21.913	16.443	173.23	2:15.508
11	9:34.465	9:21.284	9:35.370	9:15.529	9:05.856	-	11:21.682
AVG	35.212	24.393	37.547	21.913	16.443	173.23	2:15.508
IDEAL	35.150	24.393	37.420	21.752	16.231	174.79	2:14.946

71 Tim Hunt
Suzuki GSX-R1000

LAP	SEG 1	SEG 2	SEG 3	SEG 4	SEG 5	SPEED	LAPTIME
1	2:17.892	35.011	51.881	30.761	20.240	-	-
2	13:18.684	13:06.081	13:19.483	12:57.624	12:47.761	155.70	15:23.875
3	40.736	28.871	44.483	26.301	22.880	153.97	2:43.271
4	41.048	27.970	42.806	24.502	18.655	136.43	2:34.981
5	40.282	29.067	41.873	24.807	18.038	158.50	2:34.066
6	6:26.893	6:15.935	6:29.643	6:12.055	6:05.149	159.30	8:18.831
7	38.732	27.080	40.995	24.069	17.846	-	2:28.721
8	38.776	27.075	40.562	23.676	17.853	161.09	2:27.941
9	38.700	27.298	41.022	23.668	17.742	163.08	2:28.430
10	38.551	27.158	40.350	23.622	18.005	160.27	2:27.686
11	38.735	27.012	40.344	23.779	17.684	160.93	2:27.554
12	38.535	26.795	40.201	24.530	21.186	-	2:31.246
AVG	39.344	27.592	41.404	24.328	18.583	156.59	2:31.544
IDEAL	38.535	26.795	40.201	23.622	17.684	163.08	2:26.836

72 Larry Pegram
Ducati 1098R

LAP	SEG 1	SEG 2	SEG 3	SEG 4	SEG 5	SPEED	LAPTIME
1	2:02.180	32.767	45.426	25.980	18.007	-	-
2	6:51.052	6:43.001	6:56.212	6:38.992	6:32.049	167.45	8:46.304
3	37.456	27.371	39.681	23.100	17.124	170.45	2:24.731
4	36.617	40.093	39.851	23.086	16.950	170.17	2:36.597
5	37.716	26.534	38.937	23.725	17.198	172.10	2:24.109
6	36.760	26.010	38.851	22.456	16.863	169.29	2:20.940
7	36.602	25.568	38.451	22.515	17.541	171.42	2:20.677
8	36.284	25.853	38.069	23.106	16.801	170.77	2:20.112
9	36.123	25.406	37.926	22.202	16.566	171.10	2:18.223
10	35.843	24.982	37.683	22.073	16.646	170.67	2:17.228
11	5:55.337	5:47.337	6:01.873	5:44.824	5:38.135	171.24	7:42.724
12	35.834	25.204	37.416	21.908	16.508	170.45	2:16.869
13	35.484	26.090	40.568	25.760	16.602	172.21	2:24.504
14	35.541	24.446	37.133	21.894	16.394	171.56	2:15.407
15	35.360	24.402	37.151	22.117	16.720	173.31	2:15.749
16	35.658	25.633	42.741	22.569	17.674	-	2:24.275
AVG	36.252	25.625	38.804	23.035	16.971	170.87	2:21.494
IDEAL	35.360	24.402	37.133	21.894	16.394	173.31	2:15.181

79 Blake Young
Suzuki GSX-R1000

LAP	SEG 1	SEG 2	SEG 3	SEG 4	SEG 5	SPEED	LAPTIME
1	2:05.078	32.314	45.988	28.456	18.320	-	-
2	37.653	28.508	40.981	24.280	17.377	173.09	2:28.799
3	37.260	27.570	41.558	24.286	17.244	171.10	2:27.918
4	36.889	28.110	40.417	23.229	17.024	172.18	2:25.669
5	7:31.165	7:22.067	7:34.611	7:17.677	7:10.462	173.60	9:20.195

AMA Pro National Guard American SuperBike

INDIVIDUAL TIMES - AMERICAN SUPERBIKE PRACTICE 1

79 Blake Young
 Suzuki GSX-R1000

LAP	SEG 1	SEG 2	SEG 3	SEG 4	SEG 5	SPEED	LAPTIME
6	36.231	26.143	38.685	22.716	16.758	171.35	2:20.533
7	36.127	25.757	38.616	22.805	16.920	171.45	2:20.226
8	10:44.885	10:46.827	10:59.251	10:41.557	10:34.757	171.24	12:42.471
9	35.822	25.307	38.097	22.364	16.552	173.34	2:18.142
10	35.634	25.452	38.204	22.313	16.534	173.23	2:18.138
11	4:37.267	4:22.439	4:33.365	4:15.860	4:06.984	173.79	6:20.804
12	35.293	25.116	37.919	22.097	16.375	-	2:16.800
AVG	35.821	25.555	38.304	22.459	16.628	172.40	2:18.768
IDEAL	35.293	25.116	37.919	22.097	16.375	173.79	2:16.800

99 Geoff May
 Buell 1125RR


LAP	SEG 1	SEG 2	SEG 3	SEG 4	SEG 5	SPEED	LAPTIME
1	1:52.821	29.252	41.474	24.660	17.435	-	-
2	37.717	26.446	39.137	23.084	17.057	161.47	2:23.441
3	36.866	25.888	38.373	22.955	18.648	162.21	2:22.729
4	36.729	25.566	38.056	22.434	17.123	159.55	2:19.908
5	9:16.226	9:04.099	9:18.095	9:01.883	8:56.066	158.23	11:01.305
6	37.109	24.923	37.936	22.391	16.943	163.93	2:19.301
7	36.429	24.939	37.681	22.207	16.776	163.31	2:18.032
8	36.499	24.987	37.748	22.243	16.869	-	2:18.345
9	36.363	24.872	37.540	22.205	16.682	163.47	2:17.661
10	8:00.247	7:48.178	7:59.145	7:41.188	7:36.609	165.86	9:45.246
AVG	36.816	25.859	38.493	22.772	17.192	162.25	2:19.917
IDEAL	36.363	24.872	37.540	22.205	16.682	165.86	2:17.661

155 Ben Bostrom
 Yamaha YZF-R1

LAP	SEG 1	SEG 2	SEG 3	SEG 4	SEG 5	SPEED	LAPTIME
1	1:54.467	31.221	40.720	24.848	17.678	-	-
2	37.695	27.184	39.188	23.788	17.035	165.96	2:24.890
3	36.705	26.101	38.973	23.236	17.129	168.52	2:22.144
4	12:47.898	12:38.595	12:49.674	12:32.173	12:25.104	167.90	14:36.670
5	37.475	26.747	40.690	23.038	17.032	168.73	2:24.981
6	36.279	25.309	38.548	22.580	16.910	167.56	2:19.626
7	35.979	24.965	37.779	22.574	16.847	167.39	2:18.144
8	6:22.797	6:14.167	6:28.583	6:13.433	6:07.388	167.18	8:08.813
9	5:43.512	5:32.820	5:45.546	5:29.646	5:23.225	167.76	7:25.944
10	35.716	24.414	37.251	22.154	16.654	-	2:16.189
AVG	36.641	25.787	39.021	23.174	17.041	167.63	2:20.996
IDEAL	35.716	24.414	37.251	22.154	16.654	168.73	2:16.189

269 Adrian Schlegel
 Suzuki GSX-R1000

LAP	SEG 1	SEG 2	SEG 3	SEG 4	SEG 5	SPEED	LAPTIME
1	2:17.270	33.171	50.236	32.289	21.574	-	-
2	46.089	34.585	48.842	29.790	20.598	148.44	2:59.904
3	45.037	32.157	47.865	30.400	20.191	155.02	2:55.650
4	42.780	31.174	48.755	28.383	19.866	157.43	2:50.958
5	42.091	32.375	48.294	29.214	19.534	159.24	2:51.508
6	12:16.704	12:09.310	12:26.240	12:06.385	11:56.803	158.38	14:27.658
7	41.758	30.652	46.276	27.432	19.085	-	2:45.202
8	41.765	30.694	46.718	27.024	18.716	160.96	2:44.918

P - lap ended in the pits  - lap ended on a red flag Average laptime is the average of laptimes within 120% of the rider's fastest lap in this session

AMA Pro National Guard American SuperBike

INDIVIDUAL TIMES - AMERICAN SUPERBIKE PRACTICE 1

269

Adrian Schlegel
 Suzuki GSX-R1000

LAP	SEG 1	SEG 2	SEG 3	SEG 4	SEG 5	SPEED	LAPTIME
9	42.034	30.657	45.370	26.635	18.723	161.70	2:43.419
10	41.399	29.616	45.476	26.189	18.730	162.53	2:41.410
11	42.080	30.280	45.034	26.537	18.755	160.68	2:42.686
AVG	41.838	30.184	45.293	26.454	18.736	161.64	2:42.505
IDEAL	41.399	29.616	45.034	26.189	18.716	162.53	2:40.954

975

Ron Hix
 Suzuki GSX-R1000

LAP	SEG 1	SEG 2	SEG 3	SEG 4	SEG 5	SPEED	LAPTIME
1	2:05.592	31.931	46.781	27.660	19.220	-	-
2	7:55.095	7:42.677	7:56.908	7:38.362	7:31.338	155.61	9:49.134
3	38.859	27.673	41.621	24.500	17.951	158.62	2:30.604
4	38.619	27.505	40.519	23.868	17.642	158.99	2:28.152
5	14:40.309	14:29.399	14:43.630	14:27.592	14:21.638	158.78	16:32.223
6	38.669	27.826	40.623	23.857	17.910	159.96	2:28.886
AVG	38.716	28.734	42.386	24.971	18.181	158.39	2:29.214
IDEAL	38.619	27.505	40.519	23.857	17.642	159.96	2:28.141