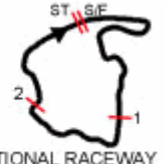


AMA PRO ROAD RACING
 SUZUKI WHITE LIGHTNING AMA PRO SUPERBIKE NATIONALS
 VIRGINIA INTERNATIONAL RACEWAY - ALTON, VA
 ROUND 13 OF 18 - AUGUST 13-15, 2010
 AMA Pro Daytona SportBike presented by AMSOIL

11C



INDIVIDUAL TIMES - DAYTONA SPORTBIKE QUALIFYING 2

1 Danny Eslick
Suzuki GSX-R600

LAP	SEG 1	SEG 2	SEG 3	SPEED	LAPTIME
2	47.903	26.222	21.681	-	1:33.948
3	42.637	25.543	20.295	152.70	1:28.475
4	-	-	-	-	0.894 P
4	45.893	25.590	20.303	-	1:27.868
5	44.282	25.939	33.056	149.49	4:41.877 P
6	1:05.177	41.344	23.833	-	1:50.788
7	42.773	25.620	20.334	146.98	1:28.727
8	42.550	25.831	20.276	147.42	1:28.657
9	42.670	25.734	20.344	147.45	1:28.749
10	42.565	25.512	20.347	147.64	1:28.425
11	46.162	26.740	-	147.90	7:55.489 P
12	46.145	27.636	20.509	-	1:40.727
13	42.735	25.606	-	146.00	2:17.849 P
14	45.509	25.402	20.107	-	1:30.232
15	42.148	25.306	19.890	148.64	1:27.344
16	42.164	25.312	20.242	152.57	1:27.718
17	42.353	25.422	20.363	148.80	1:28.137
AVG	43.004	25.828	20.656	148.69	1:29.917
IDEAL	-	25.306	19.890	152.70	-

2 Dane Westby
Yamaha YZF-R6

LAP	SEG 1	SEG 2	SEG 3	SPEED	LAPTIME
2	48.314	27.050	21.264	-	1:36.872
3	44.495	26.270	20.798	145.04	1:31.562
4	43.612	25.863	20.592	152.53	1:30.067
5	44.657	26.471	20.623	147.32	1:31.752
6	43.496	25.811	20.570	145.84	1:29.877
7	43.682	25.880	20.725	147.07	1:30.286
8	43.433	25.859	20.699	147.04	1:29.991
9	43.751	25.948	20.988	146.85	1:30.687
10	43.530	26.183	20.581	145.84	1:30.294
11	43.180	25.677	20.598	148.00	1:29.455
12	43.322	25.785	20.656	148.16	1:29.762
13	43.476	25.862	20.676	146.72	1:30.014
14	43.641	26.024	-	146.82	5:50.001 P
15	48.054	27.108	20.946	-	1:35.699
16	43.530	25.746	20.519	147.23	1:29.796
17	43.861	26.629	20.717	155.06	1:31.207
18	43.283	26.522	20.856	147.26	1:30.660
19	43.259	25.669	20.536	147.42	1:29.463
20	43.153	25.713	20.555	147.77	1:29.421
21	43.097	25.990	20.596	147.48	1:29.684
22	43.347	25.693	20.580	147.42	1:29.620
23	43.272	25.575	20.500	147.77	1:29.348
24	43.300	25.754	20.686	147.04	1:29.740
25	43.392	25.819	20.766	147.39	1:29.977
AVG	43.535	26.038	20.697	147.69	1:30.662
IDEAL	-	25.575	20.500	155.06	-

4 Clinton Seller
Yamaha YZF-R6

LAP	SEG 1	SEG 2	SEG 3	SPEED	LAPTIME
2	48.322	27.236	21.086	-	1:39.769
3	44.297	26.265	20.659	147.64	1:31.220
4	43.135	25.747	20.178	155.42	1:29.059
5	42.978	25.528	20.269	150.21	1:28.774
6	43.114	26.439	20.773	149.39	1:30.325
7	44.127	27.049	-	150.91	12:56.553 P
8	50.858	29.790	21.068	-	1:42.822
9	44.249	26.043	20.337	149.03	1:30.630
10	43.459	25.506	20.012	150.68	1:28.977
11	43.703	26.395	20.491	151.48	1:30.590
12	42.915	25.363	20.080	154.64	1:28.358
13	42.475	25.447	20.380	149.49	1:28.302
14	42.998	28.977	-	147.93	2:00.078 P
15	-	27.530	-	-	4:51.818 P
16	49.524	28.946	20.578	-	1:39.092
17	43.146	25.479	20.341	150.08	1:28.965
18	42.668	25.418	20.312	149.10	1:28.397
AVG	43.328	26.656	20.469	150.46	1:31.806
IDEAL	-	25.363	20.012	155.42	-

6 Tommy Aquino
Yamaha YZF-R6

LAP	SEG 1	SEG 2	SEG 3	SPEED	LAPTIME
2	48.525	27.187	21.338	-	1:39.029
3	44.239	26.196	20.740	143.48	1:31.175
4	43.041	25.796	20.319	152.06	1:29.156
5	42.758	25.602	20.246	147.10	1:28.605
6	42.914	26.675	2:28.810	147.84	3:41.230 P
7	47.633	26.826	20.808	-	1:36.009
8	43.327	25.795	20.552	146.25	1:29.673
9	42.728	25.584	20.318	148.38	1:28.630
10	43.473	27.524	-	146.44	6:11.444 P
11	48.822	27.711	21.111	-	1:42.742
12	44.204	26.094	20.381	146.34	1:30.679
13	43.225	25.702	20.019	148.16	1:28.945
14	44.185	26.566	20.125	151.38	1:30.876
15	42.405	25.325	19.966	158.53	1:27.696
16	42.314	27.753	20.503	148.16	1:30.571
17	42.319	25.294	19.989	149.88	1:27.603
18	42.266	25.562	20.100	149.16	1:27.928
AVG	43.100	26.305	20.434	148.80	1:31.288
IDEAL	-	25.294	19.966	158.53	-

7 Fernando Amantini
Kawasaki Ninja ZX-6R

LAP	SEG 1	SEG 2	SEG 3	SPEED	LAPTIME
2	54.834	30.807	24.027	-	2:05.653
3	49.132	27.476	21.254	144.58	1:37.862
4	44.399	26.593	20.869	148.16	1:31.861
5	44.069	26.247	20.798	149.46	1:31.114
6	43.749	26.329	20.603	147.90	1:30.680
7	43.666	26.081	20.721	148.67	1:30.468

AMA PRO ROAD RACING
SUZUKI WHITE LIGHTNING AMA PRO SUPERBIKE NATIONALS
VIRGINIA INTERNATIONAL RACEWAY - ALTON, VA
ROUND 13 OF 18 - AUGUST 13-15, 2010
AMA Pro Daytona SportBike presented by AMSOIL

11C



VIRGINIA INTERNATIONAL RACEWAY

INDIVIDUAL TIMES - DAYTONA SPORTBIKE QUALIFYING 2

7 Fernando Amantini
Kawasaki Ninja ZX-6R

LAP	SEG 1	SEG 2	SEG 3	SPEED	LAPTIME
8	43.382	26.108	20.630	149.10	1:30.119
9	43.629	25.971	20.620	148.41	1:30.220
10	57.976	33.478	-	148.87	6:35.055 P
11	56.755	34.169	22.586	-	2:06.524
12	44.674	26.949	21.169	146.88	1:32.793
13	44.670	27.359	-	148.03	2:16.086 P
14	47.354	26.545	20.809	-	1:35.076
15	44.301	27.431	20.956	149.00	1:32.688
16	43.777	26.470	20.791	150.84	1:31.039
17	46.643	30.460	-	147.96	5:08.047 P
18	46.501	27.098	21.403	-	1:37.855
19	44.096	26.331	21.018	147.58	1:31.445
AVG	45.905	27.072	21.109	148.52	1:32.654
IDEAL	-	25.971	20.603	150.84	-

8 Josh Herrin
Yamaha YZF-R6

LAP	SEG 1	SEG 2	SEG 3	SPEED	LAPTIME
2	48.457	27.621	20.837	-	1:41.184
3	43.793	25.802	20.336	156.31	1:29.931
4	42.839	25.688	20.177	151.41	1:28.704
5	46.286	27.153	-	150.71	2:18.245 P
6	47.111	26.829	20.282	-	1:44.940
7	43.020	25.431	20.000	150.94	1:28.452
8	42.296	25.245	20.038	150.51	1:27.578
9	42.234	25.284	20.041	149.98	1:27.560
10	42.251	25.276	19.992	151.21	1:27.519
11	42.192	25.386	20.015	151.68	1:27.592
AVG	43.114	25.972	20.191	151.59	1:31.496
IDEAL	-	25.245	19.992	156.31	-

13 Melissa Paris
Yamaha YZF-R6

LAP	SEG 1	SEG 2	SEG 3	SPEED	LAPTIME
2	51.506	29.310	22.198	-	1:44.487
3	46.651	27.926	21.619	146.85	1:36.196
4	45.369	27.359	20.943	154.47	1:33.671
5	44.631	27.134	20.985	150.78	1:32.749
6	44.522	27.234	21.085	149.62	1:32.840
7	46.843	28.680	3:43.211	148.74	5:01.512 P
8	49.614	28.055	21.559	-	1:40.729
9	45.300	27.615	21.338	147.20	1:34.253
10	44.954	27.065	21.132	148.77	1:33.151
11	44.686	27.054	21.081	147.64	1:32.821
12	44.661	27.028	21.124	147.93	1:32.813
13	44.609	27.254	21.217	146.50	1:33.079
14	47.287	30.386	-	146.91	4:22.731 P
15	50.440	28.631	21.809	-	1:47.692
16	45.949	27.328	20.786	147.55	1:34.062
17	44.258	26.855	20.740	151.52	1:31.853
18	44.236	27.023	20.852	150.71	1:32.110
19	44.667	26.986	20.926	149.98	1:32.579

20 44.621 27.092 21.037 148.90 1:32.750
 21 47.191 31.349 21.014 149.16 1:39.554
 22 51.435 29.124 21.340 149.95 1:41.899
 AVG 45.605 27.890 21.191 149.06 1:35.602
 IDEAL - 26.855 20.740 154.47 -

15 Steve Rapp
Ducati 848

LAP	SEG 1	SEG 2	SEG 3	SPEED	LAPTIME
2	46.362	27.601	20.761	-	1:37.525
3	43.268	25.790	20.522	155.81	1:29.580
4	43.140	25.966	20.286	149.10	1:29.392
5	43.194	26.073	20.278	151.48	1:29.545
6	43.187	25.765	20.269	148.71	1:29.221
7	43.098	26.773	3:20.118	149.69	4:33.409 P
8	-	26.253	-	-	2:05.274 P
9	46.262	25.965	20.298	-	1:32.849
10	42.922	25.849	20.203	149.82	1:28.974
11	42.893	25.683	20.266	150.71	1:28.842
12	43.581	26.401	-	149.95	4:51.327 P
13	45.816	25.785	20.034	-	1:34.021
14	42.469	25.671	19.992	153.77	1:28.131
15	42.387	25.532	20.027	153.94	1:27.946
16	43.023	26.613	-	152.67	5:58.991 P
17	49.247	27.992	21.254	-	1:37.588
18	49.031	27.543	20.560	148.84	1:37.134
19	44.236	26.431	20.220	150.25	1:30.887
AVG	43.571	26.316	20.355	151.13	1:31.545
IDEAL	-	25.532	19.992	155.81	-

30 Bobby Fong
Ducati 848

LAP	SEG 1	SEG 2	SEG 3	SPEED	LAPTIME
2	49.056	27.856	21.202	-	1:40.800
3	44.006	26.175	20.367	149.03	1:30.548
4	43.205	25.831	20.208	155.81	1:29.243
5	42.948	25.589	20.194	148.48	1:28.731
6	43.151	25.729	20.450	149.78	1:29.330
7	43.463	26.738	1:33.103	148.45	2:47.036 P
8	1:04.646	38.413	26.233	-	2:02.477
9	43.303	25.646	20.325	146.53	1:29.274
10	51.816	31.811	-	147.07	3:12.252 P
11	49.473	29.146	20.327	-	1:48.751
12	42.823	25.553	20.374	148.80	1:28.750
13	45.056	27.836	-	146.69	7:02.316 P
14	54.332	31.381	22.951	-	1:56.112
15	48.443	28.527	21.762	144.58	1:38.732
16	47.249	29.131	21.938	143.54	1:38.317
17	42.799	25.488	20.213	148.64	1:28.499
18	42.636	25.529	20.329	148.38	1:28.494
19	42.655	25.472	20.225	147.39	1:28.352
AVG	44.539	26.683	20.776	148.08	1:31.589
IDEAL	-	25.472	20.194	155.81	-

P - lap ended in the pits - lap ended on a red flag Average laptime is the average of laptimes within 120% of the rider's fastest lap in this session

AMA PRO ROAD RACING
 SUZUKI WHITE LIGHTNING AMA PRO SUPERBIKE NATIONALS
 VIRGINIA INTERNATIONAL RACEWAY - ALTON, VA
 ROUND 13 OF 18 - AUGUST 13-15, 2010
 AMA Pro Daytona SportBike presented by AMSOIL

11C



VIRGINIA INTERNATIONAL RACEWAY

INDIVIDUAL TIMES - DAYTONA SPORTBIKE QUALIFYING 2

32 Santiago Villa
Suzuki GSX-R600

LAP	SEG 1	SEG 2	SEG 3	SPEED	LAPTIME
2	49.025	27.784	21.240	-	1:43.718
3	45.283	27.140	20.905	145.53	1:33.328
4	44.782	26.738	20.998	145.10	1:32.518
5	44.930	26.347	20.889	144.12	1:32.166
6	44.633	26.402	20.864	144.58	1:31.899
7	44.594	26.540	21.198	145.01	1:32.332
8	44.714	26.399	20.954	144.15	1:32.068
9	44.500	26.414	21.049	145.56	1:31.963
10	44.316	26.528	20.925	144.94	1:31.769
11	44.505	26.492	20.916	145.01	1:31.912
12	45.646	27.946	-	144.24	7:12.038 P
13	53.474	32.276	21.199	-	1:57.463
14	44.661	-	-	143.30	1:51.126
15	47.073	31.163	20.955	148.64	1:39.191
16	45.053	26.475	20.914	146.19	1:32.442
17	44.266	26.170	20.818	145.81	1:31.254
18	44.343	26.309	20.960	143.78	1:31.612
19	1:03.776	27.380	20.882	145.19	1:52.038
20	44.157	26.568	20.610	145.63	1:31.335
21	44.069	26.408	21.172	147.80	1:31.649
22	44.004	26.254	20.761	147.42	1:31.019
AVG	45.753	26.919	20.958	145.37	1:33.069
IDEAL	-	26.170	20.610	148.64	-

34 Michael Barnes
Yamaha YZF-R6

LAP	SEG 1	SEG 2	SEG 3	SPEED	LAPTIME
2	48.881	27.537	21.344	-	1:45.812
3	44.719	26.753	1:42.129	156.52	2:56.466 P
4	47.299	26.722	20.577	-	1:38.502
AVG	44.719	27.004	20.961	156.52	1:42.157
IDEAL	-	26.722	20.577	156.52	-

36 Martin Cardenas
Suzuki GSX-R600

LAP	SEG 1	SEG 2	SEG 3	SPEED	LAPTIME
2	49.076	27.880	21.196	-	1:43.442
3	45.205	26.395	20.751	146.72	1:32.351
4	43.441	25.783	20.342	147.93	1:29.566
5	43.050	25.516	20.649	149.88	1:29.216
6	43.045	25.711	20.177	148.90	1:28.933
7	46.579	26.629	-	151.52	7:35.997 P
8	46.740	26.238	20.502	-	1:37.464
9	42.472	25.172	20.131	148.03	1:27.775
10	42.247	25.288	20.046	151.25	1:27.581
AVG	43.720	26.068	20.474	149.18	1:32.041
IDEAL	-	25.172	20.046	151.52	-

38 Kris Turner
Suzuki GSX-R600

LAP	SEG 1	SEG 2	SEG 3	SPEED	LAPTIME
2	51.152	29.335	21.817	-	1:46.491
3	46.536	27.600	21.337	145.97	1:35.473

4	45.042	27.204	21.242	152.53	1:33.488
5	44.846	27.059	20.942	145.63	1:32.848
6	44.818	27.197	21.893	146.53	1:33.907
7	48.452	26.945	20.935	142.28	1:36.332
8	44.158	27.146	20.774	146.53	1:32.079
9	44.150	26.548	20.814	147.32	1:31.512
10	43.824	26.375	20.564	146.47	1:30.763
11	44.513	28.803	-	149.36	7:46.150 P
12	48.608	27.513	21.095	-	1:41.796
13	44.389	26.848	20.816	148.67	1:32.054
14	45.485	27.066	21.331	149.10	1:33.882
15	44.570	27.112	21.049	153.05	1:32.731
16	44.401	27.298	21.000	149.75	1:32.699
17	47.145	31.509	-	148.45	3:18.566 P
18	48.654	27.258	21.396	-	1:36.556
19	44.802	27.038	21.217	147.17	1:33.056
20	44.865	27.482	21.248	147.26	1:33.595
21	52.096	27.477	21.635	147.10	1:41.209
AVG	45.508	27.525	21.176	148.09	1:34.945
IDEAL	-	26.375	20.564	153.05	-

47 Josh Day
Yamaha YZF-R6

LAP	SEG 1	SEG 2	SEG 3	SPEED	LAPTIME
2	48.935	27.572	21.362	-	1:41.900
3	44.679	26.391	20.804	146.38	1:31.873
4	43.879	26.039	20.606	155.28	1:30.525
5	43.584	25.697	20.625	146.75	1:29.906
6	43.260	26.139	4:06.822	148.12	5:20.887 P
7	46.359	25.701	20.658	-	1:37.762
8	43.120	25.495	20.529	148.12	1:29.144
9	43.430	26.781	-	148.06	4:12.147 P
10	47.223	26.278	20.945	-	1:35.455
11	45.273	27.524	20.735	147.45	1:33.533
12	43.958	26.145	20.444	149.59	1:30.547
13	43.116	25.835	-	150.61	4:25.492 P
14	51.645	30.427	21.218	-	1:52.000
15	44.778	26.129	-	148.25	3:17.082 P
16	46.880	26.047	20.833	-	1:32.807
17	43.055	25.598	20.509	150.15	1:29.161
18	42.810	25.699	20.418	148.45	1:28.926
19	42.833	26.977	20.503	148.03	1:30.313
20	42.690	25.404	20.418	147.52	1:28.512
AVG	43.605	26.415	20.707	148.77	1:32.169
IDEAL	-	25.404	20.418	155.28	-

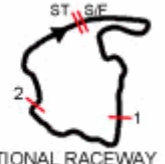
54 P. J. Jacobsen
Suzuki GSX-R600

LAP	SEG 1	SEG 2	SEG 3	SPEED	LAPTIME
2	48.771	27.567	21.205	-	1:41.523
3	45.193	26.278	20.558	146.53	1:32.029
4	44.021	26.042	20.533	153.49	1:30.596
5	43.823	25.828	20.451	146.85	1:30.101
6	43.473	26.030	2:25.027	146.22	3:37.947 P
7	46.715	26.010	20.705	-	1:34.045
8	43.360	25.813	20.397	147.10	1:29.571

P - lap ended in the pits - lap ended on a red flag Average laptime is the average of laptimes within 120% of the rider's fastest lap in this session

AMA PRO ROAD RACING
 SUZUKI WHITE LIGHTNING AMA PRO SUPERBIKE NATIONALS
 VIRGINIA INTERNATIONAL RACEWAY - ALTON, VA
 ROUND 13 OF 18 - AUGUST 13-15, 2010
 AMA Pro Daytona SportBike presented by AMSOIL

11C



VIRGINIA INTERNATIONAL RACEWAY

INDIVIDUAL TIMES - DAYTONA SPORTBIKE QUALIFYING 2

54 P. J. Jacobsen
Suzuki GSX-R600

LAP	SEG 1	SEG 2	SEG 3	SPEED	LAPTIME
9	42.884	25.560	20.106	148.12	1:28.550
10	43.159	28.271	-	145.81	4:43.428 P
11	47.316	26.298	21.020	-	1:35.660
12	44.000	25.935	20.572	145.16	1:30.507
13	43.214	26.078	20.956	143.96	1:30.248
14	43.523	26.076	20.462	144.91	1:30.061
15	45.540	26.449	-	145.94	7:09.967 P
16	50.311	29.705	20.605	-	1:50.191
17	43.029	25.462	20.336	147.26	1:28.826
18	42.614	25.211	20.180	148.41	1:28.005
19	43.071	25.741	20.370	148.87	1:29.182
20	43.973	26.061	20.668	145.69	1:30.701
AVG	43.501	26.404	20.528	146.41	1:30.193
IDEAL	-	25.211	20.106	153.49	-

55 Chris Fillmore
Suzuki GSX-R600

LAP	SEG 1	SEG 2	SEG 3	SPEED	LAPTIME
2	49.831	28.024	21.807	-	1:43.525
3	44.884	26.173	20.915	151.08	1:31.972
4	43.397	25.735	20.304	145.59	1:29.436
5	44.152	26.011	20.455	150.08	1:30.618
6	43.203	25.577	20.344	144.27	1:29.124
7	42.966	25.673	20.597	146.85	1:29.236
8	45.509	28.851	-	145.16	8:06.212 P
9	48.889	27.653	21.236	-	1:43.981
10	43.982	26.108	20.987	143.06	1:31.077
11	43.437	26.242	20.722	144.61	1:30.401
12	43.709	25.875	-	148.00	4:33.384 P
13	49.388	28.104	21.284	-	1:47.055
14	45.092	25.847	20.701	145.19	1:31.640
15	42.976	25.352	20.441	146.19	1:28.769
16	42.878	25.400	20.488	145.63	1:28.766
17	45.861	25.861	20.401	146.91	1:32.123
18	43.817	25.964	20.701	148.12	1:30.482
AVG	43.990	26.379	20.759	146.48	1:32.225
IDEAL	-	25.352	20.304	151.08	-

57 Cory West
Suzuki GSX-R600

LAP	SEG 1	SEG 2	SEG 3	SPEED	LAPTIME
2	48.640	27.265	21.375	-	1:51.752
3	44.089	25.996	20.449	151.68	1:30.533
4	42.857	25.627	20.501	146.94	1:28.985
5	42.710	27.667	3:50.843	147.07	5:04.320 P
6	46.087	25.600	20.488	-	1:33.451
7	43.047	25.859	20.373	147.61	1:29.278
8	42.724	25.355	20.285	147.26	1:28.364
9	42.744	25.476	20.279	146.75	1:28.498
10	42.712	25.364	20.238	147.77	1:28.314
11	42.779	25.391	-	147.71	4:58.808 P
12	46.590	26.228	20.362	-	1:36.420

13	43.128	25.336	20.057	146.47	1:28.522
14	42.427	25.266	20.070	148.06	1:27.762
15	42.339	25.350	20.183	148.93	1:27.872
16	42.366	25.276	20.142	148.12	1:27.784
17	47.852	27.846	-	149.13	5:41.617 P
18	46.041	25.750	20.291	-	1:32.001
19	42.697	25.544	20.199	146.98	1:28.440
20	42.539	25.267	20.065	147.93	1:27.871
AVG	43.134	25.840	20.318	147.81	1:29.539
IDEAL	-	25.266	20.057	151.68	-

60 Michael Beck
Ducati 848

LAP	SEG 1	SEG 2	SEG 3	SPEED	LAPTIME
2	48.465	27.088	21.377	-	1:37.401
3	45.039	26.802	21.204	147.32	1:33.045
4	44.322	26.598	21.109	152.84	1:32.029
5	43.876	25.786	20.471	145.94	1:30.132
6	43.344	25.972	2:12.364	149.33	3:24.974 P
7	46.650	25.914	20.715	-	1:33.422
8	43.320	25.565	20.593	147.84	1:29.477
9	43.254	25.677	20.384	148.22	1:29.315
10	43.214	48.213	-	149.33	8:42.060 P
11	46.966	26.178	20.788	-	1:33.393
12	43.475	26.007	20.594	146.50	1:30.076
13	42.936	25.692	20.920	155.52	1:29.548
14	43.172	26.262	20.680	147.26	1:30.115
15	46.365	26.248	20.455	146.88	1:33.067
16	43.125	25.626	20.404	149.16	1:29.154
17	42.787	25.513	20.400	149.10	1:28.700
18	43.166	25.702	-	149.55	5:27.043 P
19	50.561	29.140	21.421	-	1:48.301
AVG	43.671	26.222	20.768	148.91	1:31.348
IDEAL	-	25.513	20.384	155.52	-

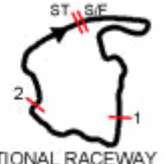
78 Reese Wacker
Suzuki GSX-R600

LAP	SEG 1	SEG 2	SEG 3	SPEED	LAPTIME
2	51.406	28.903	22.503	-	1:44.626
3	46.380	27.237	21.587	146.98	1:35.204
4	45.666	26.977	21.336	142.73	1:33.979
5	45.071	27.209	21.209	142.88	1:33.489
6	45.055	26.586	21.191	143.06	1:32.831
7	44.784	26.617	21.123	143.00	1:32.524
8	47.317	28.855	-	142.43	5:26.448 P
9	47.674	26.640	21.035	-	1:39.076
10	44.541	26.530	20.976	143.00	1:32.047
11	44.788	26.325	21.508	143.48	1:32.621
12	44.691	26.373	21.267	141.96	1:32.331
13	45.493	28.233	22.090	140.78	1:35.816
14	44.875	26.692	21.144	143.57	1:32.712
15	45.220	26.717	21.158	143.93	1:33.096
16	45.064	26.365	21.341	150.45	1:32.770
17	52.067	27.293	21.129	142.19	1:40.488
18	44.396	26.206	20.963	146.03	1:31.565
19	46.099	29.158	-	144.58	4:51.570 P

P - lap ended in the pits - lap ended on a red flag Average laptime is the average of laptimes within 120% of the rider's fastest lap in this session

AMA PRO ROAD RACING
 SUZUKI WHITE LIGHTNING AMA PRO SUPERBIKE NATIONALS
 VIRGINIA INTERNATIONAL RACEWAY - ALTON, VA
 ROUND 13 OF 18 - AUGUST 13-15, 2010
 AMA Pro Daytona SportBike presented by AMSOIL

11C



VIRGINIA INTERNATIONAL RACEWAY

INDIVIDUAL TIMES - DAYTONA SPORTBIKE QUALIFYING 2

78 Reese Wacker
Suzuki GSX-R600

LAP	SEG 1	SEG 2	SEG 3	SPEED	LAPTIME
20	48.185	26.702	21.483	-	1:37.396
21	44.697	26.401	21.148	141.81	1:32.246
AVG	44.697	26.552	21.315	141.81	1:34.821
IDEAL	-	26.206	20.963	150.45	-

133 Kyle Wyman
Yamaha YZF-R6

LAP	SEG 1	SEG 2	SEG 3	SPEED	LAPTIME
2	53.114	30.658	22.456	-	1:48.772
3	46.513	27.798	39.735	145.19	3:13.349 P
4	48.316	26.895	21.420	-	1:38.624
5	44.423	26.377	21.596	145.84	1:32.396
6	44.029	28.036	21.192	144.94	1:33.257
7	43.720	26.388	20.766	145.97	1:30.875
8	43.526	25.904	21.044	146.53	1:30.474
9	43.259	26.033	20.869	146.44	1:30.161
10	43.372	25.818	20.715	147.13	1:29.906 P
11	48.427	28.903	-	147.13	8:08.832 P
12	48.495	27.153	21.342	-	1:47.444
13	43.324	25.982	20.911	147.17	1:30.217
14	44.834	27.349	-	148.19	3:02.424 P
15	47.839	26.848	20.991	-	1:44.401
16	43.258	25.863	21.033	146.82	1:30.154
17	46.276	27.680	20.711	147.55	1:34.666
18	43.260	25.956	20.797	149.88	1:30.012
AVG	44.479	27.038	21.132	146.83	1:34.045
IDEAL	-	25.818	20.711	149.88	-

119 Jeff Wood
Yamaha YZF-R6

LAP	SEG 1	SEG 2	SEG 3	SPEED	LAPTIME
2	47.952	27.094	20.858	-	1:39.586
3	44.514	26.113	20.649	147.13	1:31.275
4	43.603	25.648	20.279	152.74	1:29.529
5	43.438	25.600	20.388	149.59	1:29.426
6	44.270	26.744	20.368	148.71	1:31.382
7	43.373	25.949	20.541	146.94	1:29.863
8	43.673	25.804	20.691	147.01	1:30.168
9	46.126	28.939	-	145.91	10:24.354 P
10	52.834	29.621	23.012	-	1:50.344
11	45.663	26.494	20.896	139.26	1:33.053
12	43.843	25.817	20.675	145.22	1:30.335
13	43.380	25.701	20.766	145.84	1:29.847
14	43.418	25.680	20.945	145.69	1:30.043
15	43.414	25.703	20.624	150.58	1:29.742
16	46.253	30.817	-	145.91	5:08.961 P
17	46.873	26.092	20.782	-	1:36.277
18	43.728	25.778	20.589	146.06	1:30.095
AVG	44.193	26.424	20.804	146.90	1:31.473
IDEAL	-	25.600	20.279	152.74	-

175 Sam Rozynski
Yamaha YZF-R6

LAP	SEG 1	SEG 2	SEG 3	SPEED	LAPTIME
2	50.677	28.541	22.136	-	1:40.978
3	46.616	27.902	21.604	137.88	1:36.121
4	45.671	27.060	21.121	141.37	1:33.852
5	45.030	26.833	21.316	140.21	1:33.179
6	45.124	26.859	21.447	138.44	1:33.431
7	45.518	27.219	21.476	138.38	1:34.213
8	47.288	28.579	-	137.96	12:48.596 P
9	48.692	27.226	21.466	-	1:36.518
10	45.292	27.003	21.393	145.75	1:33.688
11	44.970	26.845	21.279	140.73	1:33.095
12	45.089	27.246	21.429	140.09	1:33.764
AVG	45.622	27.392	21.467	140.09	1:34.884
IDEAL	-	26.833	21.121	145.75	-

120 Jodi Christie
Honda CBR600RR

LAP	SEG 1	SEG 2	SEG 3	SPEED	LAPTIME
2	48.436	27.176	21.260	-	1:36.840
3	45.214	27.090	21.156	152.74	1:33.459
4	44.735	27.980	21.249	156.63	1:33.965
5	44.391	26.714	20.865	148.93	1:31.970
6	44.557	26.452	20.685	148.45	1:31.695
7	46.448	27.697	3:18.617	150.05	4:35.467 P
8	50.230	29.196	21.034	-	1:37.486
9	44.293	26.376	20.819	148.22	1:31.488
10	44.168	26.311	20.805	148.90	1:31.284
11	45.827	27.853	-	148.03	4:03.591 P
12	49.577	27.784	21.793	-	1:40.006
13	44.550	26.506	20.866	148.29	1:31.922
14	44.341	26.677	20.822	148.12	1:31.840
15	44.260	26.928	20.855	148.51	1:32.042
16	44.202	26.665	20.985	147.87	1:31.852
17	44.097	26.352	-	151.68	4:24.806 P
18	48.079	27.115	20.964	-	1:35.425
19	44.914	27.877	21.177	151.62	1:33.968
20	43.968	27.342	21.507	151.89	1:32.817
AVG	44.664	27.163	21.053	150.00	1:33.629
IDEAL	-	26.311	20.685	156.63	-

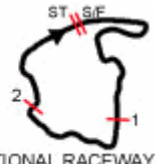
210 Paul Allison
Yamaha YZF-R6

LAP	SEG 1	SEG 2	SEG 3	SPEED	LAPTIME
2	47.876	27.138	20.738	-	1:34.713
3	44.200	26.364	20.389	148.74	1:30.953
4	43.114	25.711	20.169	157.76	1:28.994
5	43.463	25.700	20.045	150.15	1:29.208
6	44.077	26.781	20.445	151.31	1:31.303
7	43.419	25.728	20.745	147.01	1:29.892
8	45.667	26.178	-	145.50	15:14.161 P
9	46.015	25.794	20.221	-	1:38.564
10	42.787	25.480	20.171	147.80	1:28.438
11	42.812	25.618	19.921	149.16	1:28.351
12	42.867	26.693	-	151.75	5:57.771 P
13	47.245	26.530	20.715	-	1:33.766

P - lap ended in the pits R - lap ended on a red flag Average laptime is the average of laptimes within 120% of the rider's fastest lap in this session

AMA PRO ROAD RACING
 SUZUKI WHITE LIGHTNING AMA PRO SUPERBIKE NATIONALS
 VIRGINIA INTERNATIONAL RACEWAY - ALTON, VA
 ROUND 13 OF 18 - AUGUST 13-15, 2010
 AMA Pro Daytona SportBike presented by AMSOIL

11C



VIRGINIA INTERNATIONAL RACEWAY

INDIVIDUAL TIMES - DAYTONA SPORTBIKE QUALIFYING 2

210 Paul Allison
Yamaha YZF-R6

LAP	SEG 1	SEG 2	SEG 3	SPEED	LAPTIME
14	44.004	25.781	20.980	149.55	1:30.764
15	42.977	25.406	20.298	148.19	1:28.681
AVG	43.490	25.594	20.639	148.87	1:29.722
IDEAL	-	25.406	19.921	157.76	-

213 David White
Kawasaki ZX-6R

LAP	SEG 1	SEG 2	SEG 3	SPEED	LAPTIME
2	50.395	27.967	22.428	-	1:42.214
3	46.611	27.142	21.444	142.40	1:35.197
4	46.154	26.804	21.422	141.96	1:34.380
5	45.111	27.307	21.313	144.21	1:33.731
6	45.127	27.156	21.518	145.38	1:33.801
7	44.905	27.156	21.308	144.03	1:33.369
8	45.810	28.204	2:07.043	143.84	3:24.654 P
9	52.692	30.071	22.621	-	1:51.278
10	45.686	27.311	21.602	141.37	1:34.599
11	45.368	26.848	21.437	142.61	1:33.653
AVG	45.597	27.597	21.677	143.23	1:36.913
IDEAL	-	26.804	21.308	145.38	-

461 Abe Stacey
Suzuki GSX-R600

LAP	SEG 1	SEG 2	SEG 3	SPEED	LAPTIME
2	49.402	27.882	21.520	-	1:43.192
3	45.934	27.384	21.523	143.81	1:34.841
4	45.858	27.053	21.065	142.34	1:33.976
5	45.338	27.040	21.023	144.64	1:33.401
6	45.319	26.974	21.075	143.78	1:33.368
7	45.351	26.949	20.855	143.27	1:33.155
8	45.277	27.406	-	144.33	5:19.308 P
9	49.329	27.853	21.476	-	1:43.296
10	46.207	27.216	-	142.05	4:54.476 P
11	1:10.822	49.244	21.578	-	2:01.700
12	45.949	27.150	21.364	141.57	1:34.463
13	45.811	27.320	21.465	149.16	1:34.597
14	45.656	27.200	21.358	142.94	1:34.215
15	45.859	27.657	21.772	143.39	1:35.288
16	45.642	27.334	21.584	141.72	1:34.560
17	45.927	27.431	21.467	142.79	1:34.825
AVG	45.702	27.323	21.366	143.52	1:35.629
IDEAL	-	26.949	20.855	149.16	-

811 Michael Morgan
Suzuki GSX-R600

LAP	SEG 1	SEG 2	SEG 3	SPEED	LAPTIME
2	54.696	31.473	23.223	-	2:07.918
3	48.785	27.770	22.081	144.42	1:38.636
4	46.731	27.525	21.878	144.98	1:36.134
5	45.275	26.597	21.217	148.22	1:33.089
6	45.146	26.988	21.105	145.66	1:33.240
7	44.993	28.813	-	147.07	6:52.304 P
8	48.711	27.246	21.465	-	1:49.986

9	45.502	27.025	21.145	146.16	1:33.672
10	44.899	26.736	46.499	146.19	1:58.134
11	53.053	27.194	21.142	119.89	1:41.389
12	45.241	27.172	-	146.66	3:20.201 P
13	48.072	26.919	21.154	-	1:44.781
14	44.906	26.845	21.024	146.79	1:32.775
15	45.033	26.711	21.076	146.60	1:32.820
AVG	46.256	27.469	21.471	144.07	1:37.290
IDEAL	-	26.597	21.024	148.22	-

P - lap ended in the pits - lap ended on a red flag Average laptime is the average of laptimes within 120% of the rider's fastest lap in this session