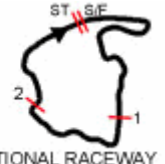


AMA PRO ROAD RACING  
SUZUKI WHITE LIGHTNING AMA PRO SUPERBIKE NATIONALS  
VIRGINIA INTERNATIONAL RACEWAY - ALTON, VA  
ROUND 14 OF 19 - AUGUST 13-15, 2010

20C



AMA Pro National Guard American SuperBike

VIRGINIA INTERNATIONAL RACEWAY

INDIVIDUAL TIMES - AMERICAN SUPERBIKE WARM-UP

**4** Josh Hayes  
Yamaha YZF-R1

LAP	SEG 1	SEG 2	SEG 3	SPEED	LAPTIME
2	50.500	25.847	19.506	-	1:35.853
3	41.864	25.162	19.166	168.06	1:26.192
4	41.585	25.054	19.308	165.25	1:25.947
5	41.245	24.914	19.102	168.18	1:25.261
6	41.208	24.801	19.096	168.64	1:25.105
7	41.573	25.633	2:51.202	169.40	3:58.408 <b>P</b>
8	47.676	25.122	19.235	-	1:32.033
9	41.139	24.716	19.172	167.73	1:25.027
10	41.236	24.702	19.118	178.95	1:25.056
11	41.106	24.974	19.146	169.78	1:25.226
12	41.189	24.899	19.106	168.64	1:25.194
13	42.169	25.294	36.756	169.35	1:44.220 <b>P</b>
AVG	41.999	25.093	19.196	169.40	1:27.089
IDEAL	41.106	24.702	19.096	178.95	1:24.905

**22** Tommy Hayden  
Suzuki GSX-R1000

LAP	SEG 1	SEG 2	SEG 3	SPEED	LAPTIME
2	53.317	26.953	19.943	-	1:40.214
3	42.047	25.547	19.238	168.85	1:26.832
4	41.403	24.854	19.169	169.19	1:25.426
5	45.083	25.899	19.391	172.61	1:30.373
6	41.538	25.357	19.216	168.35	1:26.112
7	41.634	25.095	19.332	168.77	1:26.060
8	46.010	27.174	3:14.420	168.43	4:27.603 <b>P</b>
9	1:01.371	25.335	19.372	-	1:46.078
10	41.984	25.274	19.348	166.83	1:26.606
11	56.039	25.532	19.389	167.44	1:40.960
12	41.576	24.973	19.112	167.94	1:25.661
13	43.426	25.800	19.993	170.37	1:29.219
AVG	42.745	25.649	19.409	168.88	1:29.746
IDEAL	41.403	24.854	19.112	172.61	1:25.369

**9** Eric Haugo  
Suzuki GSX-R1000

LAP	SEG 1	SEG 2	SEG 3	SPEED	LAPTIME
2	1:00.483	30.680	8:02.145	-	9:33.309 <b>P</b>
AVG	1:00.483	30.680	8:02.145	-	9:33.309
IDEAL	1:00.483	30.680	8:02.145	178.95	9:33.309

**32** Eric Bostrom  
Suzuki GSX-R1000

LAP	SEG 1	SEG 2	SEG 3	SPEED	LAPTIME
2	50.889	26.710	19.954	-	1:37.552
3	42.407	25.675	19.412	169.27	1:27.493
4	41.596	25.336	19.465	170.28	1:26.397
5	41.860	25.374	19.647	166.95	1:26.880
6	41.607	25.200	19.555	168.18	1:26.362
7	45.793	25.825	1:58.421	167.56	3:10.039 <b>P</b>
8	49.679	25.634	19.747	-	1:35.060
9	41.676	25.045	19.620	166.01	1:26.341
10	41.362	25.036	19.490	176.04	1:25.887
11	45.821	26.347	1:16.440	167.81	2:28.608 <b>P</b>
12	48.235	25.554	19.683	-	1:33.471
13	41.700	25.219	19.551	167.11	1:26.470
AVG	43.206	25.579	19.612	168.80	1:29.191
IDEAL	41.362	25.036	19.412	176.04	1:25.809

**18** Chris Ulrich  
Suzuki GSX-R1000

LAP	SEG 1	SEG 2	SEG 3	SPEED	LAPTIME
2	50.848	26.401	20.314	-	1:37.563
3	43.053	25.782	19.872	160.92	1:28.707
4	42.383	25.721	19.904	164.14	1:28.008
5	42.605	25.697	19.880	163.74	1:28.182
6	42.474	26.820	1:25.963	160.96	2:35.258 <b>P</b>
7	49.193	25.747	19.928	-	1:34.868
8	42.636	25.875	20.003	162.65	1:28.513
9	44.390	28.258	4:49.239	161.99	6:01.887 <b>P</b>
10	1:00.841	26.054	20.099	-	1:46.994
11	42.742	25.860	20.005	162.14	1:28.607
AVG	44.481	26.221	20.000	162.36	1:30.635
IDEAL	42.383	25.697	19.872	164.14	1:27.952

**44** Taylor Knapp  
Suzuki GSX-R1000

LAP	SEG 1	SEG 2	SEG 3	SPEED	LAPTIME
2	52.495	26.152	20.116	-	1:38.763
3	43.129	25.608	19.493	163.66	1:28.230
4	41.661	25.448	19.463	168.81	1:26.572
5	41.846	25.187	19.496	166.14	1:26.529
6	41.726	25.405	19.334	167.40	1:26.464
7	42.083	25.351	19.589	169.61	1:27.022
8	47.401	29.365	5:17.816	164.77	6:34.582 <b>P</b>
9	51.157	25.657	19.540	-	1:36.355
10	42.203	25.271	19.485	165.57	1:26.959
11	41.858	25.372	19.537	166.05	1:26.767
AVG	42.738	25.882	19.561	166.50	1:29.296
IDEAL	41.661	25.187	19.334	169.61	1:26.182

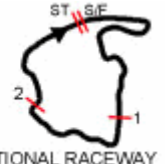
**21** John Hopkins  
Suzuki GSX-R1000

LAP	SEG 1	SEG 2	SEG 3	SPEED	LAPTIME
2	54.874	27.048	20.374	-	1:42.296
3	43.443	26.071	20.066	160.43	1:29.579
4	42.505	25.693	19.748	161.84	1:27.946
5	42.014	25.332	19.544	164.53	1:26.889
6	46.449	27.053	1:41.651	166.30	2:55.153 <b>P</b>
7	52.913	34.284	23.084	-	1:50.281
8	44.343	26.684	4:34.743	165.85	5:45.769 <b>P</b>
9	49.420	25.762	19.906	-	1:35.087
10	41.850	25.422	19.489	165.33	1:26.761
AVG	44.289	26.133	20.316	164.05	1:31.427
IDEAL	41.850	25.332	19.489	166.30	1:26.670

**45** Brett McCormick  
Suzuki GSX-R1000

LAP	SEG 1	SEG 2	SEG 3	SPEED	LAPTIME
2	50.569	26.567	19.987	-	1:37.124

**P** - lap ended in the pits    - lap ended on a red flag    Average laptime is the average of laptimes within 120% of the rider's fastest lap in this session



AMA Pro National Guard American SuperBike

VIRGINIA INTERNATIONAL RACEWAY

INDIVIDUAL TIMES - AMERICAN SUPERBIKE WARM-UP

**45** Brett McCormick  
Suzuki GSX-R1000

LAP	SEG 1	SEG 2	SEG 3	SPEED	LAPTIME
3	42.079	25.311	19.566	165.93	1:26.955
4	41.604	25.430	19.386	163.51	1:26.420
5	41.548	25.123	19.652	169.65	1:26.323
6	41.475	25.407	19.551	166.18	1:26.433
7	43.301	25.656	5:51.498	165.37	7:00.455 <b>P</b>
8	49.576	25.550	19.739	-	1:34.864
9	41.823	25.411	19.552	164.77	1:26.785
10	41.763	25.284	19.621	164.65	1:26.668
AVG	42.896	25.397	19.581	165.72	1:27.778
IDEAL	41.475	25.123	19.386	169.65	1:25.984

**48** Chris Clark  
Yamaha YZF-R1

LAP	SEG 1	SEG 2	SEG 3	SPEED	LAPTIME
2	54.852	26.813	20.110	-	1:41.775
3	43.088	25.924	19.631	168.10	1:28.642
4	42.469	25.643	19.655	166.66	1:27.767
5	42.572	25.970	1:02.322	168.35	2:10.864 <b>P</b>
6	56.241	28.416	19.852	-	1:44.509
7	44.237	28.801	19.929	165.13	1:32.968
8	42.573	26.051	19.767	167.36	1:28.390
9	47.134	28.180	19.674	166.54	1:34.987
10	42.803	25.775	19.680	167.73	1:28.258
11	46.382	30.848	1:33.701	162.69	2:50.930 <b>P</b>
12	50.685	25.748	19.751	-	1:36.183
13	42.118	25.585	19.467	168.85	1:27.170
AVG	43.708	26.628	19.752	166.82	1:33.065
IDEAL	42.118	25.585	19.467	168.85	1:27.170

**54** Jake Zemke  
Suzuki GSX-R1000

LAP	SEG 1	SEG 2	SEG 3	SPEED	LAPTIME
1	1:07.721	25.477	19.622	-	1:52.820
2	41.904	25.086	19.417	165.73	1:26.407
3	41.876	25.177	19.458	166.70	1:26.511
4	41.820	25.312	19.604	166.99	1:26.736
5	41.907	25.535	2:58.383	167.61	4:05.825 <b>P</b>
6	50.456	26.100	19.904	-	1:36.460
7	42.378	25.808	2:30.069	165.85	3:38.255 <b>P</b>
8	50.911	25.613	19.969	-	1:36.492
9	42.871	25.819	1:58.174	166.18	3:06.864 <b>P</b>
10	46.617	25.505	19.653	-	1:31.775
AVG	42.768	25.543	19.661	166.51	1:30.730
IDEAL	41.820	25.086	19.417	167.61	1:26.323

**63** Skip Salenius  
Yamaha YZF-R1

LAP	SEG 1	SEG 2	SEG 3	SPEED	LAPTIME
2	55.419	27.511	20.827	-	1:43.757
3	44.259	26.394	20.323	157.54	1:30.976
4	43.589	26.048	20.268	157.97	1:29.905
5	46.878	26.732	2:04.720	156.56	3:18.330 <b>P</b>
6	1:04.612	30.890	20.373	-	1:55.875

**7** 43.344 26.078 20.110 158.60 1:29.532

**8** 43.820 26.396 20.505 157.97 1:30.721

**9** 44.059 26.424 20.311 156.27 1:30.794

**10** 45.949 26.465 20.375 157.79 1:32.789

AVG 44.405 26.902 20.356 157.66 1:32.251

IDEAL 43.344 26.048 20.110 158.60 1:29.502

**64** Shane Narbonne  
Suzuki GSX-R1000

LAP	SEG 1	SEG 2	SEG 3	SPEED	LAPTIME
2	54.528	27.021	20.693	-	1:42.243
3	44.018	26.036	20.193	158.53	1:30.246
4	42.854	25.704	19.953	158.05	1:28.511
5	42.823	25.514	19.935	159.90	1:28.272
6	42.594	25.475	19.788	159.19	1:27.857
7	42.651	25.449	19.871	159.60	1:27.971
8	43.186	26.275	3:00.579	160.24	4:10.040 <b>P</b>
9	50.394	26.072	20.140	-	1:36.606
10	42.830	25.417	19.965	157.35	1:28.212
11	42.573	25.558	19.956	157.68	1:28.087
12	42.388	25.522	19.891	160.73	1:27.801
13	42.541	25.471	19.901	159.19	1:27.912
AVG	43.532	25.793	20.026	159.05	1:30.338
IDEAL	42.388	25.417	19.788	160.73	1:27.592

**72** Larry Pegram  
Ducati 1098R

LAP	SEG 1	SEG 2	SEG 3	SPEED	LAPTIME
2	51.232	26.959	20.546	-	1:38.737
3	43.959	26.035	19.993	161.84	1:29.987
4	43.000	26.210	1:02.313	163.66	2:11.522 <b>P</b>
5	49.011	26.053	20.000	-	1:35.064
6	42.575	25.693	2:54.470	164.97	4:02.738 <b>P</b>
7	50.608	26.652	20.199	-	1:37.459
8	43.024	25.763	19.769	163.58	1:28.556
9	42.414	25.461	19.607	174.91	1:27.482
10	42.022	25.393	19.601	163.74	1:27.016
11	42.233	25.662	19.652	164.49	1:27.548
12	42.134	25.418	19.622	164.33	1:27.174
13	42.117	25.505	19.547	165.69	1:27.169
AVG	43.249	25.900	19.854	165.25	1:30.619
IDEAL	42.022	25.393	19.547	174.91	1:26.963

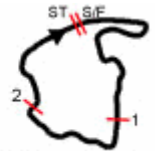
**99** Geoff May  
Buell 1125RR

LAP	SEG 1	SEG 2	SEG 3	SPEED	LAPTIME
2	53.474	26.155	20.181	-	1:39.809
3	42.556	25.337	19.627	160.92	1:27.521
4	41.749	25.317	19.342	162.11	1:26.407
5	41.769	24.921	19.448	165.13	1:26.138
6	47.281	32.465	1:57.560	164.02	3:17.306 <b>P</b>
7	54.691	25.965	20.004	-	1:40.660
8	42.426	25.299	19.760	159.56	1:27.485
9	42.065	25.214	19.755	160.81	1:27.034
10	45.148	26.917	1:34.597	169.48	2:46.663 <b>P</b>
11	1:03.191	25.337	19.630	-	1:48.157

**P** - lap ended in the pits - lap ended on a red flag Average laptime is the average of laptimes within 120% of the rider's fastest lap in this session

AMA PRO ROAD RACING  
SUZUKI WHITE LIGHTNING AMA PRO SUPERBIKE NATIONALS  
VIRGINIA INTERNATIONAL RACEWAY - ALTON, VA  
ROUND 14 OF 19 - AUGUST 13-15, 2010

20C



VIRGINIA INTERNATIONAL RACEWAY

AMA Pro National Guard American SuperBike

INDIVIDUAL TIMES - AMERICAN SUPERBIKE WARM-UP

99 Geoff May  
Buell 1125RR

LAP	SEG 1	SEG 2	SEG 3	SPEED	LAPTIME
12	41.863	25.567	20.015	162.30	1:27.444
13	41.887	24.946	19.485	160.84	1:26.319
AVG	41.875	25.256	19.750	161.57	1:26.881
IDEAL	41.749	24.921	19.342	169.48	1:26.012

101 Jordan Szoke  
Honda CBR1000RR

LAP	SEG 1	SEG 2	SEG 3	SPEED	LAPTIME
2	50.767	26.536	20.144	-	1:37.447
3	43.095	25.402	19.674	162.73	1:28.171
4	41.911	25.333	19.556	164.02	1:26.800
5	45.371	27.982	2:46.048	163.51	3:59.400 <b>P</b>
6	51.049	25.445	19.806	-	1:36.300
7	42.076	25.140	19.590	162.11	1:26.806
8	42.132	25.142	19.548	161.61	1:26.822
9	46.326	27.633	1:53.314	162.88	3:07.273 <b>P</b>
10	52.579	29.981	20.047	-	1:42.607
11	42.006	24.912	19.452	162.65	1:26.370
AVG	43.274	25.947	19.727	162.79	1:31.415
IDEAL	41.911	24.912	19.452	164.02	1:26.275

111 Kenny Rodriguez  
Yamaha YZF-R1

LAP	SEG 1	SEG 2	SEG 3	SPEED	LAPTIME
2	58.925	27.703	21.122	-	1:47.750
3	44.546	27.361	20.844	153.36	1:32.750
4	44.888	34.513	2:19.826	154.05	3:39.227 <b>P</b>
5	50.334	27.105	20.892	-	1:38.331
6	44.276	27.520	20.595	154.57	1:32.391
7	44.549	27.074	20.604	156.27	1:32.227
8	44.266	26.743	20.535	156.85	1:31.544
9	44.325	27.024	20.768	162.49	1:32.116
AVG	45.312	27.219	20.766	156.27	1:35.301
IDEAL	44.266	26.743	20.535	162.49	1:31.544

155 Ben Bostrom  
Yamaha YZF-R1

LAP	SEG 1	SEG 2	SEG 3	SPEED	LAPTIME
2	51.736	26.361	19.913	-	1:38.009
3	41.918	25.534	19.597	165.05	1:27.049
4	41.186	24.867	19.326	165.41	1:25.379
5	41.130	24.961	19.325	166.54	1:25.416
6	42.822	25.957	1:40.706	165.29	2:49.485 <b>P</b>
7	50.956	25.287	19.594	-	1:35.836
8	57.998	25.495	2:31.974	164.57	3:55.466 <b>P</b>
9	50.671	25.568	19.744	-	1:35.982
10	41.639	25.219	19.352	164.21	1:26.209
11	41.029	24.936	19.189	166.58	1:25.153
12	41.047	24.881	19.134	166.38	1:25.061
AVG	41.539	25.370	19.464	165.50	1:29.344
IDEAL	41.029	24.867	19.134	166.58	1:25.030

**P** - lap ended in the pits - lap ended on a red flag Average laptime is the average of laptimes within 120% of the rider's fastest lap in this session