

INDIVIDUAL TIMES - SUPERSPORT RACE 2

3 Cody Wyman
Suzuki GSX-R600

LAP	SEG 1	SEG 2	SEG 3	SEG 4	SPEED	LAPTIME
0	46.149	21.990	33.916	4:49.499	-	6:31.554
0	31.448	22.307	36.193	1:06.949	78.60	2:36.897
1	29.039	21.184	30.933	14.174	79.08	1:35.330
2	26.369	20.423	30.727	14.094	143.02	1:31.612
3	25.063	20.414	30.775	14.165	143.16	1:30.417
4	25.273	20.342	31.047	14.325	143.58	1:30.986
5	24.955	20.907	30.584	14.093	142.28	1:30.538
6	24.982	20.403	30.767	14.142	142.36	1:30.294
7	25.223	20.584	30.482	14.003	143.88	1:30.292
8	24.781	20.289	30.977	14.249	145.91	1:30.295
9	25.231	20.189	31.262	14.214	143.54	1:30.896
10	25.020	20.256	31.161	14.183	144.29	1:30.620
11	24.836	20.264	30.982	14.545	142.80	1:30.626
12	25.046	20.741	31.511	14.701	140.97	1:32.000
13	25.809	20.916	31.779	14.590	139.40	1:33.093
14	26.020	20.833	31.495	15.164	144.76	1:33.511
15	25.779	20.512	32.006	14.560	133.76	1:32.857
16	25.979	20.762	32.125	14.971	139.49	1:33.836
17	25.875	21.352	31.799	14.860	136.08	1:33.885
18	26.409	20.880	32.317	15.457	138.76	1:35.063
AVG	25.649	20.777	31.642	14.472	135.04	1:32.008
IDEAL	24.781	20.189	30.482	14.003	145.91	1:29.455

5 Corey Alexander
Suzuki GSX-R600

LAP	SEG 1	SEG 2	SEG 3	SEG 4	SPEED	LAPTIME
0	6:20.261	24.040	35.163	5:21.058	-	-
0	30.545	21.417	32.420	1:17.247	46.55	2:41.628
1	28.980	20.180	29.570	13.784	49.50	1:32.514
2	23.991	19.825	29.546	13.483	142.60	1:26.845
3	24.092	19.732	29.225	13.625	146.12	1:26.674
4	24.150	19.974	29.335	13.606	146.64	1:27.065
5	24.228	19.826	29.427	13.795	147.36	1:27.276
6	24.054	19.873	29.350	13.811	141.61	1:27.088
7	24.008	19.861	29.314	13.712	141.05	1:26.894
8	23.952	19.619	29.305	13.786	142.01	1:26.662
9	24.185	19.584	29.173	13.774	141.01	1:26.715
10	23.859	19.633	29.510	13.635	143.66	1:26.637
11	24.484	20.027	29.203	13.619	146.31	1:27.333
12	24.051	19.571	29.868	13.997	146.72	1:27.486
13	23.814	19.528	29.415	14.065	142.96	1:26.822
14	24.053	19.574	29.285	13.761	150.25	1:26.672
15	23.999	19.608	29.469	13.756	145.62	1:26.832
16	24.351	19.539	29.577	13.717	146.41	1:27.184
17	24.131	19.600	29.980	13.989	145.91	1:27.701
18	24.192	19.703	29.859	13.746	141.61	1:27.500
19	24.260	19.548	29.539	13.696	146.62	1:27.043
AVG	24.103	19.811	29.618	13.756	135.03	1:27.313
IDEAL	23.814	19.528	29.173	13.483	150.25	1:25.997

12 Tomas Puerta
Yamaha YZF-R6

LAP	SEG 1	SEG 2	SEG 3	SEG 4	SPEED	LAPTIME
0	6:23.134					
0	30.293					

0	6:15.616	22.065	34.344	5:19.209	-	-
0	30.332	20.880	35.334	1:14.622	47.64	2:41.168
1	27.243	19.602	29.503	13.462	57.29	1:29.810
2	23.851	19.389	29.142	13.498	148.38	1:25.880
3	23.925	19.423	29.323	13.633	146.41	1:26.304
4	24.060	19.282	29.263	13.434	142.70	1:26.039
5	23.903	19.278	29.413	13.549	146.89	1:26.143
6	24.087	19.367	29.537	13.703	148.55	1:26.694
7	24.213	19.344	29.097	13.458	144.71	1:26.111
8	23.825	19.159	29.248	13.460	147.80	1:25.692
9	23.866	19.186	29.393	13.415	151.30	1:25.859
10	23.892	19.405	29.456	13.426	146.75	1:26.180
11	23.828	19.335	29.431	13.290	148.38	1:25.884
12	24.037	19.347	29.588	13.965	149.64	1:26.936
13	24.233	19.406	29.340	13.639	143.74	1:26.619
14	24.055	19.539	29.815	13.560	145.62	1:26.969
15	24.245	19.521	29.686	13.615	144.14	1:27.066
16	24.044	19.568	29.627	13.451	146.26	1:26.690
17	24.089	19.377	29.418	13.677	145.56	1:26.561
18	24.221	19.806	29.766	13.761	145.21	1:27.554
19	24.331	19.517	29.479	13.576	145.74	1:26.902
AVG	24.208	19.721	29.915	13.556	137.14	1:26.626
IDEAL	23.825	19.159	29.097	13.290	151.30	1:25.371

17 James Rispoli
Suzuki GSX-R600

LAP	SEG 1	SEG 2	SEG 3	SEG 4	SPEED	LAPTIME
0	49.825	22.584	34.894	5:15.620	-	7:02.923
0	29.815	21.278	35.776	1:14.384	59.48	2:41.252
1	28.047	19.806	29.249	13.509	59.96	1:30.612
2	23.933	19.439	29.235	13.286	146.70	1:25.893
3	24.051	19.355	29.301	13.196	149.99	1:25.903
4	23.699	19.435	29.099	13.278	149.40	1:25.510
5	23.550	19.496	29.349	13.601	149.57	1:25.996
6	23.836	19.624	29.493	13.748	143.26	1:26.700
7	24.061	19.469	28.993	13.362	143.68	1:25.885
8	23.855	19.298	29.205	13.578	148.21	1:25.936
9	23.627	19.374	29.231	13.343	146.33	1:25.576
10	24.022	19.458	29.353	13.419	147.02	1:26.251
11	23.866	19.379	29.332	13.432	148.27	1:26.008
12	23.962	19.462	29.451	13.969	146.54	1:26.843
13	23.929	19.592	29.288	13.836	141.89	1:26.645
14	24.126	19.562	29.623	13.785	143.90	1:27.095
15	24.137	19.611	29.610	13.659	142.86	1:27.017
16	24.008	19.594	29.439	13.762	143.84	1:26.802
17	24.376	19.356	29.302	13.637	143.08	1:26.672
18	23.986	19.878	29.634	13.884	146.22	1:27.381
19	24.279	19.552	29.409	13.680	143.36	1:26.920
AVG	24.176	19.743	29.347	13.577	137.18	1:26.613
IDEAL	23.550	19.298	28.993	13.196	149.99	1:25.038

20 Frank Babuska
Suzuki GSX-R600

LAP	SEG 1	SEG 2	SEG 3	SEG 4	SPEED	LAPTIME
0	6:23.134	23.374	35.019	5:24.742	-	-
0	30.293	23.353	35.633	1:09.903	70.98	2:39.182

P - lap ended in the pits **R** - lap ended on a red flag Average laptime is the average of laptimes within 120% of the rider's fastest lap in this session

AMA PRO ROAD RACING
 AMA SUPERBIKE WEEKEND
 NEW JERSEY MOTORSPORTS PARK - MILLVILLE, NJ
 ROUND 17 OF 19 - SEPTEMBER 3-5, 2010
 AMA Pro SuperSport East

20C



NEW JERSEY MOTORSPORTS PARK

INDIVIDUAL TIMES - SUPERSPORT RACE 2

20 Frank Babuska
Suzuki GSX-R600

LAP	SEG 1	SEG 2	SEG 3	SEG 4	SPEED	LAPTIME
1	29.684	21.601	30.972	14.500	71.63	1:36.757
2	25.380	20.645	30.346	14.257	139.38	1:30.627
3	24.888	20.606	30.647	14.371	140.58	1:30.512
4	24.936	20.618	30.743	14.254	139.23	1:30.550
5	25.230	20.701	30.587	14.316	139.99	1:30.835
6	24.951	20.637	30.505	14.196	138.27	1:30.290
7	24.987	20.900	30.447	14.090	139.38	1:30.424
8	24.695	20.344	30.594	14.345	141.61	1:29.977
9	25.166	20.512	30.187	14.238	140.20	1:30.102
10	25.008	20.445	30.404	14.476	140.72	1:30.334
11	24.870	20.559	30.037	14.578	138.57	1:30.045
12	25.269	20.345	30.318	14.296	136.35	1:30.229
13	24.792	20.445	30.138	14.393	138.04	1:29.767
14	24.818	20.146	30.420	14.564	143.02	1:29.948
15	24.862	20.552	30.592	14.188	138.08	1:30.194
16	24.983	20.109	30.550	14.237	139.06	1:29.879
17	25.070	20.438	30.496	14.315	139.40	1:30.319
18	25.231	20.171	30.137	14.305	137.43	1:29.843
19	24.931	20.392	30.218	14.311	137.19	1:29.853
AVG	25.004	20.535	30.439	14.328	135.69	1:30.552
IDEAL	24.695	20.109	30.037	14.090	143.02	1:28.931

21 Elena Myers
Suzuki GSX-R600

LAP	SEG 1	SEG 2	SEG 3	SEG 4	SPEED	LAPTIME
0	58.753	23.968	35.143	5:23.642	-	7:21.506
0	30.077	20.945	35.579	1:14.504	61.45	2:41.105
AVG	30.077	22.456	35.361	1:14.504	61.45	2:41.105
IDEAL	30.077	20.945	35.143	1:14.504	61.45	2:40.669

24 Travis Wyman
Yamaha YZF-R6

LAP	SEG 1	SEG 2	SEG 3	SEG 4	SPEED	LAPTIME
0	5:39.742	21.698	33.286	4:44.759	-	-
0	29.741	21.061	35.509	1:13.699	61.45	2:40.010
1	29.457	20.543	29.920	14.398	63.46	1:34.318
2	24.349	20.144	30.040	14.149	142.90	1:28.682
3	24.229	20.156	29.994	13.955	142.92	1:28.335
4	24.458	20.046	29.755	13.912	145.23	1:28.171
5	24.128	19.852	30.057	13.987	144.00	1:28.024
6	24.103	20.078	29.685	13.971	143.10	1:27.838
7	24.258	19.987	29.954	13.946	142.92	1:28.145
8	24.270	19.945	29.920	14.072	143.76	1:28.206
9	24.368	19.826	29.752	14.026	143.02	1:27.971
10	24.261	19.748	29.723	13.933	142.98	1:27.664
11	24.012	19.777	29.521	13.774	143.88	1:27.084
12	23.801	19.736	30.156	13.957	144.10	1:27.649
13	24.240	19.942	29.740	13.974	143.54	1:27.896
14	24.213	19.776	29.889	13.771	152.56	1:27.649
15	23.742	19.498	29.299	13.807	147.80	1:26.346
16	23.966	19.833	30.016	13.870	144.43	1:27.686
17	24.545	19.907	29.406	13.935	148.17	1:27.793
18	23.853	19.710	29.427	13.945	142.98	1:26.935

19	24.399	19.729	30.413	13.827	143.14	1:28.368
AVG	24.189	20.033	30.017	13.952	136.64	1:28.156
IDEAL	23.742	19.498	29.299	13.771	152.56	1:26.310

25 Joey Pascarella
Yamaha YZF-R6

LAP	SEG 1	SEG 2	SEG 3	SEG 4	SPEED	LAPTIME
0	6:20.039	24.198	34.959	5:20.883	-	-
0	28.920	20.920	38.842	1:13.494	46.20	2:42.175
1	27.681	19.717	29.595	13.465	48.37	1:30.458
2	24.412	19.440	29.466	13.254	150.87	1:26.571
3	23.671	19.291	29.032	13.496	149.49	1:25.490
4	23.548	19.292	28.862	13.545	145.81	1:25.246
5	23.570	19.246	29.004	13.608	146.22	1:25.427
6	23.651	19.269	28.816	13.527	144.23	1:25.262
7	23.799	19.348	28.879	13.684	145.25	1:25.710
8	23.787	19.273	1:02.723	18.284	144.71	2:04.067
9	27.173	21.522	30.855	14.278	124.72	1:33.827
10	24.434	20.056	29.722	13.739	145.72	1:27.951
11	24.418	19.848	29.728	13.788	145.89	1:27.783
12	24.011	19.614	29.852	13.806	144.12	1:27.282
13	24.102	19.691	29.654	14.102	144.12	1:27.549
14	23.823	19.649	29.736	13.743	152.51	1:26.951
15	24.000	19.499	29.585	13.652	146.03	1:26.735
16	24.585	20.150	30.322	14.336	145.31	1:29.393
17	24.951	20.096	30.234	14.475	142.44	1:29.756
18	25.025	20.168	30.655	14.102	137.77	1:29.951
19	24.174	19.856	29.732	13.701	141.52	1:27.463
AVG	24.464	19.797	29.652	13.794	134.57	1:27.711
IDEAL	23.548	19.246	28.816	13.254	152.51	1:24.864

28 Ryan Kerr
Kawasaki Ninja ZX-6R

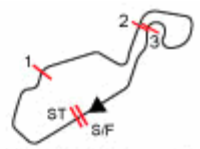
LAP	SEG 1	SEG 2	SEG 3	SEG 4	SPEED	LAPTIME
0	6:18.056	22.662	34.335	5:21.059	-	-
0	29.016	21.023	36.172	1:14.060	69.95	2:40.271
1	28.392	20.385	29.587	13.701	67.99	1:32.065
2	24.117	19.931	29.732	14.260	145.93	1:28.038
3	24.579	19.999	30.237	13.979	142.96	1:28.794
4	24.214	20.120	30.135	14.062	142.88	1:28.531
5	24.274	20.062	29.507	13.793	141.63	1:27.637
6	24.215	19.826	29.628	13.793	143.58	1:27.462
7	24.435	19.909	29.468	13.902	143.40	1:27.715
8	24.170	19.776	29.683	14.074	142.48	1:27.702
9	24.492	19.884	30.264	14.327	142.56	1:28.966
10	24.278	20.001	30.248	14.053	143.08	1:28.579
11	24.199	19.792	29.742	13.959	141.87	1:27.692
12	24.070	20.053	29.945	14.028	142.24	1:28.097
13	24.324	19.912	29.779	13.986	142.50	1:28.001
14	24.145	19.894	29.751	13.987	150.41	1:27.777
15	24.019	19.596	29.467	13.757	142.10	1:26.839
16	23.866	19.819	29.968	13.704	144.94	1:27.355
17	24.606	20.158	29.631	13.715	147.04	1:28.110
18	24.044	19.507	29.734	13.643	146.43	1:26.927
19	24.342	19.677	29.689	14.209	146.03	1:27.917

P - lap ended in the pits - lap ended on a red flag

Average laptime is the average of laptimes within 120% of the rider's fastest lap in this session

AMA PRO ROAD RACING
AMA SUPERBIKE WEEKEND
NEW JERSEY MOTORSPORTS PARK - MILLVILLE, NJ
ROUND 17 OF 19 - SEPTEMBER 3-5, 2010
AMA Pro SuperSport East

20C



NEW JERSEY MOTORSPORTS PARK

INDIVIDUAL TIMES - SUPERSPORT RACE 2

AVG	24.462	20.095	30.026	13.944	136.50	1:28.116
IDEAL	23.866	19.507	29.467	13.643	150.41	1:26.481

37

Stefano Mesa
Yamaha YZF-R6

LAP	SEG 1	SEG 2	SEG 3	SEG 4	SPEED	LAPTIME
0	6:14.395	22.585	35.722	5:16.088	-	-
0	32.882	21.841	34.222	1:10.535	44.65	2:39.480
1	27.314	20.173	29.472	13.645	66.49	1:30.604
2	24.220	19.889	29.683	13.605	145.23	1:27.397
3	24.070	19.562	29.395	13.704	146.39	1:26.730
4	24.095	19.628	29.625	13.746	145.93	1:27.094
5	24.171	20.571	29.661	13.806	146.66	1:28.209
6	24.204	19.523	29.857	13.811	144.47	1:27.395
7	24.579	19.758	29.786	13.963	143.06	1:28.085
8	24.301	20.128	30.280	13.796	143.44	1:28.506
9	24.484	19.767	30.093	13.936	146.37	1:28.279
10	24.442	20.047	29.829	13.878	145.54	1:28.196
11	24.432	19.821	30.033	13.825	144.88	1:28.111
12	24.583	19.868	30.023	14.090	145.79	1:28.563
13	25.095	19.923	30.328	13.991	146.31	1:29.337
14	24.430	19.850	30.176	13.818	151.79	1:28.275
15	24.656	19.710	30.097	13.886	145.87	1:28.349
16	24.521	19.739	30.029	13.885	147.51	1:28.173
17	24.291	20.575	29.581	13.704	147.06	1:28.151
18	24.077	19.526	29.654	13.603	146.83	1:26.860
19	24.108	19.724	29.757	14.001	146.20	1:27.590
AVG	24.530	20.105	30.079	13.826	137.02	1:28.100
IDEAL	24.070	19.523	29.395	13.603	151.79	1:26.591

40

Travis Ohge
Yamaha YZF-R6

LAP	SEG 1	SEG 2	SEG 3	SEG 4	SPEED	LAPTIME
0	6:18.857	22.493	34.082	5:22.283	-	-
0	28.932	21.393	33.150	1:17.222	64.21	2:40.697
1	29.266	20.419	29.341	13.700	62.70	1:32.726
2	24.096	19.927	29.773	13.901	148.92	1:27.697
3	24.022	19.806	29.149	13.596	146.31	1:26.573
4	23.752	19.659	29.628	13.743	147.36	1:26.782
5	23.881	19.824	29.841	13.522	147.68	1:27.067
6	24.430	19.701	29.668	13.778	147.72	1:27.577
7	24.388	19.691	29.891	13.667	148.68	1:27.637
8	24.228	20.069	29.830	13.620	150.14	1:27.746
9	24.497	19.874	29.930	13.967	147.70	1:28.269
10	24.697	20.061	30.149	13.726	143.96	1:28.633
11	24.512	19.869	29.958	13.773	147.08	1:28.112
12	24.673	19.794	30.044	14.076	146.01	1:28.588
13	25.124	19.924	29.975	13.921	144.23	1:28.944
14	24.463	19.819	29.977	13.979	154.77	1:28.237
AVG	24.366	20.145	30.274	13.784	136.50	1:28.185
IDEAL	23.752	19.659	29.149	13.522	154.77	1:26.082

52

Michael Corbino
Yamaha YZF-R6

LAP	SEG 1	SEG 2	SEG 3	SEG 4	SPEED	LAPTIME
0	1:01.087	22.505	33.675	5:17.083	-	7:14.349
0	30.178	21.311	34.157	1:13.586	69.72	2:39.232

1	29.343	21.063	30.645	14.192	72.02	1:35.243
2	25.106	20.579	30.386	14.355	145.27	1:30.425
3	25.383	20.418	30.533	14.320	141.28	1:30.653
4	25.057	20.870	30.627	14.476	142.62	1:31.030
5	25.144	20.770	30.602	14.506	141.44	1:31.021
6	25.071	20.791	30.561	14.502	138.66	1:30.925
7	25.203	20.385	30.262	14.298	140.26	1:30.148
8	24.680	20.313	30.415	14.458	143.32	1:29.867
9	24.981	20.636	30.927	14.407	141.91	1:30.951
10	25.053	20.354	30.229	14.216	144.57	1:29.852
11	24.848	20.255	30.181	14.300	141.36	1:29.584
12	24.914	20.302	30.691	14.353	141.55	1:30.260
13	25.090	20.285	30.482	14.426	140.43	1:30.282
14	24.947	20.420	30.570	14.679	145.45	1:30.615
15	24.749	20.377	30.623	14.310	140.12	1:30.059
16	24.681	20.211	30.798	14.355	140.26	1:30.045
17	24.897	20.277	30.402	14.490	140.37	1:30.067
18	24.889	20.174	30.292	14.371	139.36	1:29.726
19	24.864	20.379	30.222	14.290	139.70	1:29.755
AVG	25.412	20.624	30.815	14.375	131.51	1:30.788
IDEAL	24.680	20.174	30.181	14.192	145.45	1:29.227

56

Austin Dehaven
Yamaha YZF-R6

LAP	SEG 1	SEG 2	SEG 3	SEG 4	SPEED	LAPTIME
0	6:22.157	22.898	35.258	5:24.001	-	-
0	32.340	21.040	34.698	1:10.777	40.45	2:38.855
1	28.125	20.140	29.551	13.432	58.07	1:31.248
2	24.298	19.578	29.467	13.550	149.53	1:26.893
3	23.895	19.325	29.390	13.496	148.02	1:26.105
4	23.938	19.447	29.724	13.486	149.42	1:26.596
5	23.903	19.522	29.579	13.539	148.34	1:26.544
6	23.953	19.604	29.606	13.614	147.46	1:26.777
7	24.157	19.573	29.489	13.566	146.68	1:26.784
8	23.810	19.459	29.404	13.606	147.21	1:26.278
9	23.876	19.331	29.688	13.601	147.13	1:26.496
10	23.894	19.507	29.790	13.526	146.49	1:26.718
11	23.711	19.445	29.291	13.618	147.61	1:26.065
12	23.823	19.394	29.634	13.637	146.26	1:26.488
13	23.881	19.387	29.503	13.555	146.62	1:26.326
14	23.937	19.524	29.655	13.562	153.22	1:26.678
15	23.864	19.370	29.563	13.619	146.54	1:26.416
16	23.914	19.656	29.592	13.682	147.32	1:26.843
17	23.915	19.490	29.789	13.824	146.41	1:27.018
18	23.915	19.454	29.524	13.599	147.72	1:26.492
19	24.000	19.419	29.677	13.516	147.38	1:26.612
AVG	24.148	19.741	29.831	13.580	137.89	1:26.809
IDEAL	23.711	19.325	29.291	13.432	153.22	1:25.759

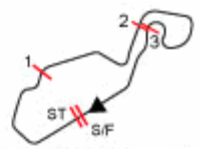
57

Gian Bojanovich
Suzuki GSX-R600

LAP	SEG 1	SEG 2	SEG 3	SEG 4	SPEED	LAPTIME
0	6:19.022	22.571	34.231	5:22.221	-	-
0	28.836	21.255	34.897	1:14.551	73.54	2:39.539
1	28.826	20.870	30.510	14.154	74.98	1:34.361
2	24.580	20.509	30.046	14.171	140.64	1:29.305

P - lap ended in the pits - lap ended on a red flag

Average laptime is the average of laptimes within 120% of the rider's fastest lap in this session



INDIVIDUAL TIMES - SUPERSPORT RACE 2

57 Gian Bojanovich
Suzuki GSX-R600

LAP	SEG 1	SEG 2	SEG 3	SEG 4	SPEED	LAPTIME
3	26.727	20.341	29.932	14.179	138.21	1:31.179
4	24.794	20.445	30.203	14.011	138.16	1:29.453
5	24.519	20.359	30.146	14.314	140.33	1:29.339
6	25.020	20.356	29.977	14.502	133.95	1:29.855
7	26.733	20.316	30.276	14.348	137.07	1:31.674
8	24.718	20.270	30.170	14.819	138.12	1:29.976
9	24.729	20.169	30.027	14.303	134.78	1:29.227
10	24.622	20.166	29.964	14.325	136.34	1:29.077
11	24.706	20.002	29.898	14.298	135.65	1:28.903
12	24.588	20.005	30.045	14.304	136.32	1:28.942
13	24.620	19.958	29.871	14.321	136.88	1:28.769
14	24.493	20.128	29.989	14.327	142.52	1:28.936
15	24.611	20.026	30.324	14.310	135.54	1:29.272
16	24.517	20.115	30.165	14.312	136.25	1:29.109
17	24.673	19.995	30.100	14.275	136.81	1:29.043
18	24.558	20.256	30.267	14.225	136.68	1:29.305
19	24.655	20.209	30.202	14.294	136.96	1:29.360
AVG	24.899	20.183	30.092	14.322	137.09	1:29.495
IDEAL	24.493	19.958	29.871	14.011	142.52	1:28.333

72 Miles Thornton
Yamaha YZF-R6

LAP	SEG 1	SEG 2	SEG 3	SEG 4	SPEED	LAPTIME
0	6:16.046	23.174	36.134	5:16.738	-	-
0	28.870	21.782	36.908	1:13.729	55.73	2:41.288
1	28.360	20.111	30.027	13.746	56.77	1:32.244
2	23.987	19.681	30.201	13.692	146.28	1:27.560
3	23.991	19.609	29.565	13.524	146.75	1:26.689
4	24.140	19.593	29.764	13.551	148.73	1:27.048
5	24.253	19.679	29.351	13.688	149.12	1:26.970
6	24.320	19.657	29.736	13.648	146.12	1:27.360
7	23.811	19.510	29.502	13.495	146.26	1:26.318
8	23.697	19.372	29.521	13.461	146.77	1:26.051
9	23.887	19.416	29.354	13.664	147.55	1:26.320
10	23.898	19.561	29.716	13.709	145.19	1:26.883
11	24.130	19.684	29.553	13.861	147.93	1:27.228
12	24.055	19.568	29.669	13.888	143.64	1:27.179
13	23.952	19.644	29.579	14.012	144.25	1:27.188
14	24.028	19.509	29.407	13.806	150.23	1:26.749
15	23.971	19.580	29.468	13.841	145.08	1:26.861
16	24.058	19.735	29.513	13.883	144.73	1:27.189
17	23.968	19.580	30.327	13.852	144.06	1:27.728
18	24.035	19.710	29.831	13.890	144.14	1:27.466
19	24.119	19.570	29.601	13.602	144.51	1:26.893
AVG	24.245	19.892	29.668	13.727	137.19	1:27.259
IDEAL	23.697	19.372	29.351	13.461	150.23	1:25.881

75 Huntley Nash
Yamaha YZF-R6

LAP	SEG 1	SEG 2	SEG 3	SEG 4	SPEED	LAPTIME
0	6:17.740	22.569	34.065	5:21.106	-	-
0	28.192	19.991	30.254	1:23.793	50.21	2:42.229
1	27.437	19.679	29.601	13.604	49.71	1:30.321

2	24.370	19.397	29.541	13.380	146.18	1:26.688
3	24.106	19.300	29.378	13.289	146.68	1:26.073
4	24.202	19.399	29.368	13.383	149.84	1:26.351
5	23.829	19.258	29.235	13.262	147.32	1:25.584
6	24.067	19.343	29.543	13.399	148.21	1:26.352
7	23.847	19.322	29.161	13.462	150.34	1:25.793
8	23.634	19.284	29.298	13.466	147.08	1:25.682
9	23.739	19.398	29.266	13.439	146.39	1:25.842
10	23.902	19.423	29.366	13.534	146.62	1:26.225
11	23.805	19.338	29.385	13.498	146.62	1:26.025
12	23.841	19.475	29.487	2:30.851	147.10	3:43.654 P
AVG	24.524	19.638	29.766	13.425	133.46	1:26.469
IDEAL	23.634	19.258	29.161	13.262	150.34	1:25.315

77 Eric Stump
Yamaha YZF-R6

LAP	SEG 1	SEG 2	SEG 3	SEG 4	SPEED	LAPTIME
0	6:13.520	23.389	36.136	5:13.995	-	-
0	28.814	20.877	34.018	1:18.148	48.32	2:41.857
1	27.817	19.741	29.377	13.573	49.34	1:30.508
2	24.261	19.865	29.114	13.509	147.10	1:26.749
3	24.255	19.743	29.252	13.444	148.40	1:26.693
4	23.866	19.711	29.286	13.486	147.85	1:26.350
5	24.072	19.746	29.313	13.590	147.70	1:26.721
6	24.084	19.867	29.548	13.780	145.60	1:27.279
7	24.340	20.006	29.572	13.662	144.45	1:27.579
8	24.069	19.674	29.524	13.719	146.37	1:26.986
9	24.333	19.773	29.475	13.866	146.58	1:27.447
10	24.278	19.840	29.678	13.813	145.17	1:27.609
11	24.498	19.756	29.512	13.616	145.64	1:27.381
12	24.669	19.779	29.733	13.880	148.38	1:28.061
13	24.135	20.106	29.612	13.743	147.68	1:27.596
14	23.953	19.721	29.865	13.778	152.74	1:27.317
15	24.300	20.230	29.548	13.964	145.81	1:28.043
16	24.467	20.168	29.813	14.117	144.18	1:28.564
17	24.798	19.995	30.151	14.096	144.27	1:29.039
18	24.622	20.227	30.371	13.971	143.24	1:29.190
19	24.647	20.180	30.544	14.029	145.14	1:29.399
AVG	24.498	20.114	29.865	13.770	136.70	1:27.816
IDEAL	23.866	19.674	29.114	13.444	152.74	1:26.097

82 Daniel Guevara
Suzuki GSX-R600

LAP	SEG 1	SEG 2	SEG 3	SEG 4	SPEED	LAPTIME
0	1:00.182	23.665	37.235	5:08.666	-	7:09.748
0	31.304	23.206	35.689	1:09.446	66.46	2:39.646
1	28.111	21.091	29.774	14.029	67.26	1:33.005
2	24.423	19.708	29.265	14.067	144.43	1:27.463
3	24.303	21.714	29.827	14.108	143.50	1:29.952
4	24.484	19.791	29.215	13.904	142.16	1:27.395
5	24.223	19.476	29.252	13.982	145.37	1:26.933
6	24.241	19.644	29.000	14.040	143.08	1:26.924
7	24.215	19.594	28.922	13.836	142.56	1:26.566
8	23.893	19.397	29.329	13.979	143.78	1:26.598
9	24.083	19.374	29.382	13.805	145.04	1:26.644
10	24.544	19.812	29.547	14.028	145.97	1:27.931

P - lap ended in the pits - lap ended on a red flag

Average laptime is the average of laptimes within 120% of the rider's fastest lap in this session



INDIVIDUAL TIMES - SUPERSPORT RACE 2

82 Daniel Guevara
Suzuki GSX-R600

LAP	SEG 1	SEG 2	SEG 3	SEG 4	SPEED	LAPTIME
11	23.793	19.566	29.064	13.909	142.76	1:26.331
12	23.875	19.589	29.060	14.073	142.34	1:26.596
13	23.908	19.524	28.927	14.440	142.66	1:26.799
14	24.197	19.691	29.152	13.869	146.20	1:26.909
15	23.912	19.351	29.076	13.986	143.48	1:26.324
16	23.897	19.484	29.717	14.024	143.12	1:27.122
17	24.214	19.260	29.127	13.943	143.92	1:26.545
AVG	23.971	19.495	29.160	14.035	143.50	1:26.661
IDEAL	23.793	19.260	28.922	13.805	146.20	1:25.780

85 Raphael Archambault
Honda CBR600RR

LAP	SEG 1	SEG 2	SEG 3	SEG 4	SPEED	LAPTIME
0	6:18.167	23.323	35.815	5:19.029	-	-
0	29.466	21.066	36.464	1:13.441	68.40	2:40.438
1	29.437	20.660	30.731	13.932	67.31	1:34.760
2	27.434	20.261	30.312	14.017	142.46	1:32.025
3	24.833	20.412	30.150	13.867	141.07	1:29.262
4	24.664	20.226	29.993	13.956	142.90	1:28.839
5	24.437	19.879	30.008	13.925	140.95	1:28.250
6	24.160	19.944	29.918	14.068	138.81	1:28.090
7	24.636	19.790	29.927	13.978	139.13	1:28.330
8	24.044	19.676	29.963	13.912	141.01	1:27.594
9	23.899	19.625	29.905	13.846	141.22	1:27.275
10	23.774	19.674	29.855	13.927	140.78	1:27.229
11	24.057	19.746	29.858	13.870	140.45	1:27.531
12	24.182	19.741	29.889	14.070	140.60	1:27.882
13	24.128	19.619	29.725	13.849	141.09	1:27.321
14	23.958	19.537	29.913	13.642	148.99	1:27.049
15	23.733	19.739	29.679	13.890	142.58	1:27.040
16	23.892	19.744	29.756	14.025	141.16	1:27.415
17	23.900	19.624	29.881	13.693	140.39	1:27.098
18	23.856	19.808	29.534	13.727	141.75	1:26.923
19	23.841	20.008	29.771	13.723	142.07	1:27.343
AVG	24.302	20.100	29.935	13.890	134.16	1:28.277
IDEAL	23.733	19.537	29.534	13.642	148.99	1:26.445

117 Jeremie Precourt
Suzuki GSX-R600

LAP	SEG 1	SEG 2	SEG 3	SEG 4	SPEED	LAPTIME
0	6:19.589	22.748	35.987	5:20.854	-	-
0	30.444	21.454	35.291	1:13.012	69.95	2:40.201
1	29.286	21.099	31.393	14.375	75.20	1:36.152
2	26.845	20.824	30.787	14.276	138.55	1:32.733
3	24.638	20.476	30.240	14.041	138.57	1:29.396
4	24.903	20.592	30.714	14.256	141.09	1:30.464
5	24.778	20.527	30.062	14.110	142.03	1:29.477
6	24.911	20.816	30.695	14.313	137.82	1:30.735
7	24.620	20.277	30.208	14.212	139.85	1:29.316
8	24.650	20.236	30.654	14.321	138.08	1:29.862
9	25.080	20.847	30.665	14.449	135.99	1:31.041
10	24.572	20.351	30.384	14.135	136.65	1:29.441
11	24.771	20.531	30.246	14.473	137.34	1:30.021

12	24.685	20.282	30.107	14.200	135.10	1:29.274
13	24.647	20.281	30.138	14.323	136.35	1:29.388
14	24.664	20.185	30.114	14.133	142.07	1:29.096
15	24.634	20.089	30.185	14.117	138.01	1:29.024
16	24.560	20.157	30.344	14.574	136.88	1:29.635
17	24.575	20.249	30.465	14.247	136.74	1:29.535
18	24.806	20.365	30.640	14.211	135.96	1:30.022
19	24.948	20.558	31.147	14.545	136.10	1:31.198
AVG	25.063	20.601	30.935	14.276	131.59	1:30.254
IDEAL	24.560	20.089	30.062	14.041	142.07	1:28.753

240 Giuseppe Messina
Suzuki GSX-R600

LAP	SEG 1	SEG 2	SEG 3	SEG 4	SPEED	LAPTIME
0	1:13.214	23.378	35.140	5:24.113	-	7:35.845
0	30.022	22.743	34.200	1:12.097	73.26	2:39.063
1	28.953	21.669	30.886	14.515	76.20	1:36.023
2	32.210	20.765	30.828	14.806	140.70	1:38.608
3	25.282	21.420	31.119	14.891	138.23	1:32.712
4	25.378	21.051	31.183	14.632	138.29	1:32.243
5	25.124	21.078	30.965	14.691	138.31	1:31.858
6	25.011	20.634	30.705	14.507	136.08	1:30.857
7	25.103	20.653	31.153	14.590	138.08	1:31.500
8	24.859	20.654	30.867	14.647	139.15	1:31.027
9	24.859	20.730	30.859	14.541	138.19	1:30.990
10	24.831	20.608	30.669	14.573	136.65	1:30.681
11	25.228	20.588	31.162	14.673	137.14	1:31.650
12	24.881	20.379	30.851	14.795	137.60	1:30.905
13	25.082	20.579	30.831	14.595	136.90	1:31.087
14	26.491	21.120	35.030	14.793	135.81	1:37.433
15	24.970	21.888	31.180	14.699	138.44	1:32.737
16	25.178	20.635	31.304	15.145	138.01	1:32.262
17	24.988	20.732	31.536	14.691	139.38	1:31.947
18	25.433	20.848	31.392	14.477	137.64	1:32.148
AVG	25.391	21.108	31.593	14.681	131.27	1:32.593
IDEAL	24.831	20.379	30.669	14.477	140.70	1:30.355

343 Daniel Ronca
Suzuki GSX-R600

LAP	SEG 1	SEG 2	SEG 3	SEG 4	SPEED	LAPTIME
0	-	-	-	-	-	0:00.000
AVG	-	-	-	-	-	-
IDEAL	-	-	-	-	-	-

393 Aaron Colton
Yamaha YZF-R6

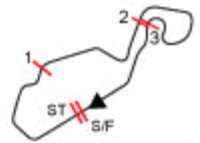
LAP	SEG 1	SEG 2	SEG 3	SEG 4	SPEED	LAPTIME
0	6:21.049	23.212	35.109	5:22.727	-	-
0	29.799	21.126	36.261	1:12.930	62.62	2:40.116
1	29.027	20.607	30.462	14.298	70.31	1:34.394
AVG	29.413	21.648	33.944	14.298	66.47	1:34.394
IDEAL	29.027	20.607	30.462	14.298	70.31	1:34.394

568 Alex Shaw
Yamaha YZF-R6

LAP	SEG 1	SEG 2	SEG 3	SEG 4	SPEED	LAPTIME
0	6:13.164	24.198	36.391	5:12.595	-	-

AMA PRO ROAD RACING
 AMA SUPERBIKE WEEKEND
 NEW JERSEY MOTORSPORTS PARK - MILLVILLE, NJ
 ROUND 17 OF 19 - SEPTEMBER 3-5, 2010
 AMA Pro SuperSport East

20C



NEW JERSEY MOTORSPORTS PARK

INDIVIDUAL TIMES - SUPERSPORT RACE 2

568 Alex Shaw
 Yamaha YZF-R6

LAP	SEG 1	SEG 2	SEG 3	SEG 4	SPEED	LAPTIME
0	31.846	22.344	35.231	1:08.790	66.92	2:38.211
1	29.240	21.120	30.552	14.377	73.05	1:35.289
2	33.913	20.279	30.040	14.244	139.76	1:38.476
3	24.388	20.261	30.003	14.277	137.23	1:28.928
4	24.558	20.136	29.966	14.210	136.77	1:28.870
5	24.592	20.128	29.829	14.222	136.97	1:28.770
6	24.925	20.627	30.364	14.368	135.44	1:30.285
7	24.875	20.263	30.445	14.133	136.94	1:29.716
8	24.686	20.361	29.933	14.263	139.99	1:29.243
9	24.982	20.462	30.312	14.756	137.75	1:30.512
10	24.680	20.178	30.353	14.041	135.31	1:29.252
11	24.750	20.090	29.466	14.189	138.57	1:28.495
12	24.343	20.083	30.149	14.315	135.08	1:28.889
13	24.388	20.090	29.912	14.362	134.49	1:28.752
14	24.502	20.065	29.958	14.276	139.61	1:28.801
15	24.438	20.089	29.923	14.353	135.24	1:28.802
16	24.520	20.067	29.988	14.371	133.49	1:28.945
17	24.395	20.096	29.884	14.290	133.46	1:28.664
18	24.389	20.066	29.777	14.254	135.22	1:28.487
19	24.522	20.170	29.895	14.291	134.55	1:28.877
AVG	24.584	20.349	30.299	14.294	129.79	1:29.898
IDEAL	24.343	20.065	29.466	14.041	139.99	1:27.915

700 David Gaviria
 Kawasaki Ninja ZX-6R

LAP	SEG 1	SEG 2	SEG 3	SEG 4	SPEED	LAPTIME
0	6:13.532	22.112	35.682	5:15.737	-	-
0	29.429	21.056	36.355	1:12.891	66.71	2:39.731
1	27.922	20.116	29.929	13.760	71.05	1:31.726
2	24.213	19.442	29.487	13.699	149.99	1:26.841
3	24.284	19.406	29.682	13.738	144.65	1:27.109
4	24.105	19.415	29.862	13.750	147.57	1:27.132
5	24.115	19.662	29.938	13.647	147.27	1:27.363
6	24.425	19.679	29.845	13.771	147.74	1:27.720
7	24.399	19.621	29.926	13.741	147.68	1:27.687
8	24.180	19.741	29.870	13.856	149.05	1:27.647
9	24.619	19.684	29.907	13.929	146.60	1:28.139
10	24.670	19.774	30.320	13.919	145.79	1:28.682
11	24.508	19.712	29.892	14.043	146.06	1:28.155
12	24.551	19.737	30.092	14.201	144.16	1:28.582
13	25.106	19.714	30.296	13.964	144.80	1:29.079
14	24.477	19.637	30.083	14.181	152.70	1:28.378
15	24.690	19.541	30.368	13.972	147.19	1:28.571
16	24.413	19.648	30.124	13.962	145.47	1:28.146
17	24.649	20.686	29.910	13.892	145.37	1:29.137
18	24.237	19.570	29.929	13.991	146.85	1:27.727
19	24.456	19.676	29.916	13.957	145.60	1:28.005
AVG	24.633	19.887	29.967	13.893	139.12	1:28.201
IDEAL	24.105	19.406	29.487	13.647	152.70	1:26.645



- lap ended in the pits



- lap ended on a red flag

Average laptime is the average of laptimes within 120% of the rider's fastest lap in this session